



Nsukka Township Stadium



2023 FIRST QUARTER Budget Performance *Report*



Nsukka Conference Centre



BUDGET PERFORMANCE REPORT QUARTER 1, 2023

Prepared by Ministry of Budget and Planning

Block B State Secretariat Complex

Enugu State, Nigeria

© April, 2023

PREFACE

The 2023 Approved Budget, themed “Budget of Consolidation and Transition” was designed to conclude all ongoing projects as much as possible, consolidate achievements of Rt. Hon. Ifeanyi Ugwuanyi CON in the past 7 and half years, and transit the State into the capable hands of the inbound Administration.

This 2023 1st Quarter Budget Performance Report provides detailed information on the management of the resources of Enugu State in line with the 2023 Appropriation Law.

The consistent production of this quarterly performance report is part of the State Government's effort to promote budget openness, transparency and accountability which is a key component in public financial management. The report will also guide the State Government on revenue generation and utilization of public fund in the remaining quarters of the year.

The Budget Performance Report is prepared quarterly by the Ministry of Budget and Planning with information compiled in conjunction with the Office of the Accountant General. This report can be accessed online on www.enugustate.gov.ng. and www.mbp.en.gov.ng.



Hon. David Okelue Ugwunta Ph.D., AIF., HCIB
Hon. Commissioner,
Ministry of Budget and Planning
Enugu State.

Contents

1	Summary of Performance	3
1.A	Introduction	3
1.B	Revenue Performance.....	4
1.C	Recurrent Expenditure Performance	5
1.D	Capital Expenditure Performance	5
1.E	Conclusions	5
2	Budget Reports	7
2.A	Summary	7
2.B	Revenue by Administrative Classification	8
2.C	Revenue by Economic Classification	11
2.D	Expenditure by Administrative Classification.....	15
2.E	Expenditure by Economic Classification.....	30
2.F	Expenditure by Function	35
2.G	Capital Expenditure Details.....	Error! Bookmark not defined.

List of Reports

Table 1: Budget Summary	7
Table 2: Total Revenue by Administrative Classification.....	8
Table 3: Total Revenue by Economic Classification.....	11
Table 4: Total Expenditure by Administrative Classification	15
Table 5: Personnel Expenditure by Administrative Classification	19
Table 6: Overhead Expenditure by Administrative Classification	22
Table 7: Capital Expenditure by Administrative Classification	26
Table 8: Other Expenditure by Administrative Classification.....	29
Table 9: Total Expenditure by Economic Classification	30
Table 10: Total Expenditure by Function.....	35
Table 11: Personnel Expenditure by Function.....	38
Table 12: Overhead Expenditure by Function	40
Table 13: Capital Expenditure by Function.....	42
Table 14: Other Expenditure by Function	45

1 Summary of Performance

1.A Introduction

Enugu State Government Budget Performance Report is prepared quarterly and issued within 4 weeks from the end of each quarter.

This report includes the approved budget appropriated for the year 2023 against each organizational unit for each of the core economic expenditure classifications (Personnel, Overheads, Capital, and Others); the actual expenditures for the quarter Q₁, attributed to each organizational unit, as well as the cumulative expenditures for year to date, and balances against each of the revenue and expenditure appropriations. This Q₁ report is assessed against the 2023 original budget.

The 2023 approved budget, titled “Budget of Consolidation and Transition” was projected to conclude all ongoing projects as much as possible, consolidate on the achievements of Governor Ugwuanyi's administration in the past 7 and half years, and transit the State into the capable hands of the inbound administration. The Medium-Term Expenditure Framework (MTEF) 2023 – 2025 and Fiscal Strategy Paper (FSP) which links policy and programme with plans and forecasts underpinned the 2023 Budget.

Year 2023 Budget of Enugu State is anchored on the following National Macroeconomic assumptions:

1. National Inflation Rate of 17.16%.
2. National Real GDP Growth of 3.75%.
3. Oil Production Benchmark of 1.69 million barrels per day.
4. Oil Price Benchmark of \$70 per barrel.
5. Exchange Rate of NGN435.57 per US Dollar.

The 2023 budget objectives and targets include growth in IGR of 50% of the total resource envelope by 2023, budget performance of not less than 85%, maintain debt service charge at below 10% of total revenue (Debt service: Total revenue), 100% cash backing of all expenditure approvals, maintain strong procurement process and certification, and prioritising sectoral spending, in line with international benchmarks.

The sum of N166,602,416,770.00 (One Hundred and Sixty-Six Billion, Six Hundred and Two Million, Four Hundred and Sixteen Thousand, Seven Hundred and Seventy Naira) only was appropriated for 2023 fiscal year. The sum of N81,903,799,370.00 (Eighty One Billion, Nine Hundred and Three Million, Seven Hundred and Ninety Nine Thousand, Three hundred and Seventy Naira) only representing 49% of the approved budget is for recurrent expenditure while the sum of N84,698,617,400.00 (Eighty Four Billion, Six Hundred and Ninety Eight Million, Six Hundred and Seventeen Thousand,

Four Hundred Naira) only representing 51% of the approved budget size is for Capital Expenditure.

The 2023 approved budget has an opening balance of N15,000,000,000.00 (Fifteen Billion Naira), representing 13.04% of the approved Recurrent Revenue while other sources of Enugu State Government revenue make up the approved expected recurrent revenue of N115,000,000,000.00 (One Hundred and Fifteen Billion Naira) only. This is composed as follows: N39,000,000,000.00 (Thirty Nine Billion Naira) representing 33.91%, N26,000,000,000.00 (Twenty Six Billion Naira) representing 22.61%, N30,200,000,000.00 (Thirty Billion, Two Hundred Million Naira) representing 26.26%, and N4,800,000,000.00 (Four Billion, Eight Hundred Million Naira) representing 4.17% of the Total Recurrent Revenue are expected from the Federation Account Allocation, Value added Tax (VAT), Internally Generated Revenue, and Excess Crude/Other Revenue sources, respectively.

On capital receipt, N6,678,000,000.00 (Six Billion, Six Hundred and Seventy Eight Million Naira) is expected from internal and external aids/grants while budget bridge financing amounts to N37,462,916,770.00 (Thirty Seven Billion, Four Hundred and Sixty Two Million, Nine Hundred and Sixteen Thousand, Seven Hundred and Seventy Naira) and N6,961,500,000.00 (Six Billion, Nine Hundred and Sixty One Million, Five Hundred Thousand Naira) for domestic and external borrowings respectively. Expected receipts from Public Private Partnership amounts to N500,000,000.00 (Five Hundred Million Naira) while the sum of N33,096,200,630.00 (Thirty Three Billion, Ninety Six Million, Two Hundred Thousand, Six Hundred and Thirty Naira) transferred from Consolidated Revenue Fund (CRF) to the Capital Development Fund (CDF) makes up the total capital expenditure (CAPEX) of N84,698,617,400.00 (Eighty Four Billion, Six Hundred and Ninety Eight Million, Six Hundred and Seventeen Thousand, Four Hundred Naira).

In this report, the core economic classifications for expenditure are:

- Σ Personnel – Economic Sub-Account Type 21
- Σ Overheads - Economic Account Class 2202
- Σ Capital - Economic Sub-Account Type 23
- Σ Others - Economic Account Classes 2203-2209 as applicable.

1.B Revenue Performance

In the 1st Quarter (January – March) of 2023, a total sum of N21,873,797,699.85 (Twenty One Billion, Eight Hundred and Seventy Three Million, Seven Hundred and Ninety Seven Thousand, Six Hundred and Ninety Nine Naira, Eighty Five Kobo) was received as inflows as Recurrent Revenue. Out of which, N19,554,948,908.19 (Nineteen Billion, Five Hundred and Fifty Four Million, Nine Hundred and Forty Eight

Thousand, Nine Hundred and Eight Naira, Nineteen Kobo) was received as allocations from Federation Account while the sum of N2,318,848,791.66 (Two Billion, Three Hundred and Eighteen Million, Eight Hundred and Forty Eight Thousand, Seven Hundred and Ninety One Naira, Sixty Six Kobo) was so far recorded as independent revenue (IGR).

Under Capital Receipts, the sum of N1,705,968,600.00 (One Billion, Seven Hundred and Five Million, Nine Hundred and Sixty Eight Thousand, Six Hundred Naira) was received as State Fiscal Transparency, Accountability and Sustainability (SFTAS) Grant in the period under review.

1.C Recurrent Expenditure Performance

The first quarter of 2023 ended 31st of March recorded an aggregate recurrent expenditure of N11,124,432,715.10 (Eleven Billion, One Hundred and Twenty Four Million, Four Hundred and Thirty Two Thousand, Seven Hundred and Fifteen Naira, Ten Kobo). This is broken down as follows:

Personnel Cost: Personnel cost amounted to the sum of N8,683,208,319.26 (Eight Billion, Six Hundred and Eighty Three Million, Two Hundred and Eight Thousand, Three Hundred and Nineteen Naira, Twenty Six Kobo).

Other Recurrent (2203-2208): Other recurrent expenditure (General Public Service or Debt Services) stood at the sum of N2,441,224,395.84 (Two Billion, Four Hundred and Forty One Million, Two Hundred and Twenty Four Thousand, Three Hundred and Ninety Five Naira, Eighty Four Kobo).

1.D Capital Expenditure Performance

During the quarter under review, the sum of N2,979,485,520.94 (Two Billion, Nine Hundred and Seventy Nine Million, Four Hundred and Eighty Five Thousand, Five Hundred and Twenty Naira, Ninety Four Kobo) was so far recorded as capital expenditure.

NOTE: As at the time this report is being concluded, some of the revenues received and expenditures paid for have not been recorded and as such will be captured in the subsequent budget performance reports within the year and however affected the overall budget performance which stood at 8.5% for the period under review.

1.E Conclusion

This report is for the first quarter of 2023 ended 31st day of March. It provides information on the activities and periodic performance of the 2023 budget. This report shows that a total amount of N21,873,797,699.85 (Twenty-One Billion, Eight Hundred and Seventy Three Million, Seven Hundred and Ninety-Seven Thousand, Six Hundred and Ninety-Nine Naira, Eighty-Five Kobo) representing 21.9% performance

of the recurrent revenue while reporting a total sum of N1,705,968,600.00 (One Billion, Seven Hundred and Five Million, Nine Hundred and Sixty Eight Thousand, Six Hundred Naira) as capital receipt representing 3.3% capital receipt performance.

The Recurrent Expenditure recorded N11,124,432,715.10 (Eleven Billion, One Hundred and Twenty-Four Million, Four Hundred and Thirty-Two Thousand, Seven Hundred and Fifteen Naira, Ten Kobo), representing 13.6 % recurrent expenditure performance while recording a total sum of N2,979,485,520.94 (Two Billion, Nine Hundred Seventy-Nine Million, Four Hundred and Eighty-Five Thousand, Five Hundred and Twenty Naira, Ninety-Four Kobo representing 3.5% as capital budget performance. The 3.5% CAPEX performance is as a result of the incumbent Government focus on the completion of ongoing projects.

2 Budget Reports

2.A Summary

Table 1: Budget Summary

Enugu State Government 2023 Q1 Budget Performance Report - Summary

Item	2023 Original Budget	2023 Q1 Performance	2023 Performance Year to Date (Q1)	% Performance Year to Date against 2023 Original Budget	Balance (against Original Budget)
Opening Balance	15,000,000,000.00	20,584,498,297.50	20,584,498,297.50	137.2%	- 5,584,498,297.50
Recurrent Revenue	100,000,000,000.00	21,873,797,699.85	21,873,797,699.85	21.9%	78,126,202,300.15
11 - GOVERNMENT SHARE OF FAAC	69,800,000,000.00	19,554,948,908.19	19,554,948,908.19	28.0%	50,245,051,091.81
12 - INDEPENDENT REVENUE	30,200,000,000.00	2,318,848,791.66	2,318,848,791.66	7.7%	27,881,151,208.34
Recurrent Expenditure	81,903,799,370.00	11,124,432,715.10	11,124,432,715.10	13.6%	70,779,366,654.90
21 - PERSONNEL COST (INCLUDING 2201 WHERE APPROPRIATE)	42,937,329,720.00	8,683,208,319.26	8,683,208,319.26	20.2%	34,254,121,400.74
22 - OTHER RECURRENT COSTS (EXCLUDING 2201)	38,966,469,650.00	2,441,224,395.84	2,441,224,395.84	6.3%	36,525,245,254.16
<i>Breakdown of Other Recurrent Costs</i>					
2202 - OVERHEAD COST	33,368,069,650.00	-	-	0.0%	33,368,069,650.00
OTHER RECURRENT (2203-2208)	5,598,400,000.00	2,441,224,395.84	2,441,224,395.84	43.6%	3,157,175,604.16
Transfer to Capital Account	33,096,200,630.00	31,333,863,282.25	31,333,863,282.25	94.7%	1,762,337,347.75
Other Receipts	51,602,416,770.00	1,705,968,600.00	1,705,968,600.00	3.3%	49,896,448,170.00
13 - AID AND GRANTS	7,778,000,000.00	1,705,968,600.00	1,705,968,600.00	21.9%	6,072,031,400.00
14 - CAPITAL DEVELOPMENT FUND (CDF) RECEIPTS	43,824,416,770.00	-	-	0.0%	43,824,416,770.00
Capital Expenditure	84,698,617,400.00	2,979,485,520.94	2,979,485,520.94	3.5%	81,719,131,879.06
23 - Capital Expenditure	84,698,617,400.00	2,979,485,520.94	2,979,485,520.94	3.5%	81,719,131,879.06
Total Revenue (including OB)	166,602,416,770.00	44,164,264,597.35	44,164,264,597.35	26.5%	122,438,152,172.65
Total Expenditure	166,602,416,770.00	14,103,918,236.04	14,103,918,236.04	8.5%	152,498,498,533.96

2.B Revenue by Administrative Classification

Table 2: Total Revenue by Administrative Classification

Enugu State Government Budget Performance Report 2023 Q1 - Total Revenue by Administrative Classification

Code	Administrative Unit	2023 Original Budget	2023 Q1 Performance	2023 Performance Year to Date (Q1)	% Performance Year to Date against 2023 Original Budget	Balance (against Original Budget)
	Total Revenue	151,602,416,770.00	21,873,797,699.85	21,873,797,699.85	14.4%	129,728,619,070.15
010000000000	Administration Sector	184,993,000.00	3,186,747.38	3,186,747.38	1.7%	181,806,252.62
011100000000	Governor's Office	4,130,000.00	-	-	0.0%	4,130,000.00
011100100100	Office of the Executive Governor	4,130,000.00	-	-	0.0%	4,130,000.00
016100000000	Office of the Secretary to the State Government	59,270,000.00	244,500.00	244,500.00	0.4%	59,025,500.00
016100100100	Office of the Secretary to the State Government	59,270,000.00	244,500.00	244,500.00	0.4%	59,025,500.00
012300000000	Ministry of Information	107,723,000.00	181,275.16	181,275.16	0.2%	107,541,724.84
012300100100	Ministry of Information	520,000.00	-	-	0.0%	520,000.00
012300300100	Enugu State Broadcasting Service - Radio/TV ESBS/TV	101,400,000.00	181,275.16	181,275.16	0.2%	101,218,724.84
012301300100	Government Printing and Stationery Dept. (Govt. Press)	500,000.00	-	-	0.0%	500,000.00
012305500100	Enugu State Printing and Publishing Company (Daily Star)	5,303,000.00	-	-	0.0%	5,303,000.00
014000000000	Auditor General	6,390,000.00	35,000.00	35,000.00	0.5%	6,355,000.00
014000100100	Office of the State Auditor General	4,380,000.00	30,000.00	30,000.00	0.7%	4,350,000.00
014000200100	Office of the Auditor General for Local Government	2,010,000.00	5,000.00	5,000.00	0.2%	2,005,000.00
014700000000	Civil Service Commission (CSC)	1,820,000.00	313,000.00	313,000.00	17.2%	1,507,000.00
014700100100	Civil Service Commission	1,820,000.00	313,000.00	313,000.00	17.2%	1,507,000.00
014900000000	Local Government Service Commission	1,000,000.00	-	-	0.0%	1,000,000.00
014900100100	Local Government Service Commission	1,000,000.00	-	-	0.0%	1,000,000.00
014800000000	Enugu State Independent Electoral Commission	1,300,000.00	2,292,222.22	2,292,222.22	176.3%	- 992,222.22
014800100100	Enugu State Independent Electoral Commission	1,300,000.00	2,292,222.22	2,292,222.22	176.3%	- 992,222.22
016600000000	Ministry of Human Capital Development and Poverty Reduction	3,360,000.00	120,750.00	120,750.00	3.6%	3,239,250.00
016600100100	Ministry of Human Capital Development and Poverty Reduction	3,360,000.00	120,750.00	120,750.00	3.6%	3,239,250.00
020000000000	Economic Sector	139,048,884,270.00	21,283,594,266.47	21,283,594,266.47	15.3%	117,765,290,003.53
021500000000	Ministry of Agriculture and Natural Resources	4,606,362,000.00	1,070,200.00	1,070,200.00	0.0%	4,605,291,800.00
021500100100	Ministry of Agriculture and Natural Resources	1,014,862,000.00	1,070,200.00	1,070,200.00	0.1%	1,013,791,800.00
021510200100	Enugu State Agricultural Development Programme (ENADEP)	3,591,500,000.00	-	-	0.0%	3,591,500,000.00
022000000000	Ministry of Finance and Economic Development	122,688,766,770.00	21,200,264,133.66	21,200,264,133.66	17.3%	101,488,502,636.34
022000100100	Ministry of Finance and Economic Development	37,647,916,770.00	8,750.00	8,750.00	0.0%	37,647,908,020.00
022000700100	Office of the State Accountant- General	69,800,000,000.00	19,554,948,908.19	19,554,948,908.19	28.0%	50,245,051,091.81
022000800100	Board of Internal Revenue	15,200,000,000.00	1,645,291,475.47	1,645,291,475.47	10.8%	13,554,708,524.53
022001200100	Enugu State Gaming Commission	40,850,000.00	15,000.00	15,000.00	0.0%	40,835,000.00
022200000000	Ministry of Commerce and Industry	2,181,000,000.00	4,920,900.00	4,920,900.00	0.2%	2,176,079,100.00
022200100100	Ministry of Commerce and Industry	160,500,000.00	4,920,900.00	4,920,900.00	3.1%	155,579,100.00
022201700100	Enugu State Investment Development Authority	2,020,500,000.00	-	-	0.0%	2,020,500,000.00
022800000000	Ministry of Science and Technology	200,000.00	16,250,000.00	16,250,000.00	8125.0%	- 16,050,000.00
022800100100	Ministry of Science and Technology	200,000.00	16,250,000.00	16,250,000.00	8125.0%	- 16,050,000.00
022900000000	Ministry of Transport	222,300,000.00	1,605,810.00	1,605,810.00	0.7%	220,694,190.00
022900100100	Ministry of Transport	146,300,000.00	567,100.00	567,100.00	0.4%	145,732,900.00
022905300100	Enugu State Transport Company ENTRACO	66,000,000.00	723,710.00	723,710.00	1.1%	65,276,290.00
022905300200	Coal City Transport Services	10,000,000.00	315,000.00	315,000.00	3.2%	9,685,000.00
023400000000	Ministry of Works and Infrastructure	233,000,000.00	15,000.00	15,000.00	0.0%	232,985,000.00
023400100100	Ministry of Works and Infrastructure	33,000,000.00	15,000.00	15,000.00	0.0%	32,985,000.00
023410200100	Rural Access Mobility Project (RAMP)	200,000,000.00	-	-	0.0%	200,000,000.00
023600000000	Ministry of Culture and Tourism	14,850,000.00	-	-	0.0%	14,850,000.00
023600100100	Ministry of Culture and Tourism	1,800,000.00	-	-	0.0%	1,800,000.00
023605200100	Tourism Board	13,050,000.00	-	-	0.0%	13,050,000.00

Code	Administrative Unit	2023 Original Budget	2023 Q1 Performance	2023 Performance Year to Date (Q1)	% Performance Year to Date against 2023 Original Budget	Balance (against Original Budget)
023800000000	State Economic Planning Commission	850,000,000.00	-	-	0.0%	850,000,000.00
023800100100	State Economic Planning Commission	850,000,000.00	-	-	0.0%	850,000,000.00
025200000000	Ministry of Water Resources	3,310,030,000.00	12,805,046.25	12,805,046.25	0.4%	3,297,224,953.75
025200100100	Ministry of Water Resources	102,850,000.00	35,000.00	35,000.00	0.0%	102,815,000.00
025210200100	Enugu State Water Corporation	3,207,180,000.00	12,770,046.25	12,770,046.25	0.4%	3,194,409,953.75
025300000000	Ministry of Housing	2,353,735,500.00	18,338,961.00	18,338,961.00	0.8%	2,335,396,539.00
025300100100	Ministry of Housing	34,650,000.00	-	-	0.0%	34,650,000.00
025301000100	Enugu State Housing Development Corporation	2,319,085,500.00	18,338,961.00	18,338,961.00	0.8%	2,300,746,539.00
025400000000	Ministry of Rural Development	38,550,000.00	965,415.16	965,415.16	2.5%	37,584,584.84
025400100100	Ministry of Rural Development	4,000,000.00	157,500.00	157,500.00	3.9%	3,842,500.00
025400700100	Fire Service Department	34,550,000.00	807,915.16	807,915.16	2.3%	33,742,084.84
026000000000	Ministry of Lands and Urban Development	2,400,090,000.00	27,358,800.40	27,358,800.40	1.1%	2,372,731,199.60
026000100100	Ministry of Lands and Urban Development	2,377,390,000.00	27,358,800.40	27,358,800.40	1.2%	2,350,031,199.60
026000100200	Office of the Surveyor General	22,700,000.00	-	-	0.0%	22,700,000.00
026400000000	Ministry of Budget and Planning	150,000,000.00	-	-	0.0%	150,000,000.00
026400100100	Ministry of Budget and Planning	150,000,000.00	-	-	0.0%	150,000,000.00
030000000000	Law and Justice Sector	512,625,000.00	14,674,196.00	14,674,196.00	2.9%	497,950,804.00
031800000000	The State Judiciary	504,050,000.00	14,129,946.00	14,129,946.00	2.8%	489,920,054.00
031805100100	Enugu State High Court	450,050,000.00	13,238,306.00	13,238,306.00	2.9%	436,811,694.00
031805100200	Enugu State Multi Door House	9,000,000.00	270,000.00	270,000.00	3.0%	8,730,000.00
031805200100	Customary Court of Appeal	45,000,000.00	621,640.00	621,640.00	1.4%	44,378,360.00
032600000000	Ministry of Justice	8,575,000.00	544,250.00	544,250.00	6.3%	8,030,750.00
032600100100	Ministry of Justice	8,240,000.00	531,250.00	531,250.00	6.4%	7,708,750.00
032600700100	Citizens' Rights and Mediation Centre	335,000.00	13,000.00	13,000.00	3.9%	322,000.00
040000000000	Regional	204,300,000.00	1,528,890.00	1,528,890.00	0.7%	202,771,110.00
043700000000	Ministry of Capital Territory Development	204,300,000.00	1,528,890.00	1,528,890.00	0.7%	202,771,110.00
043700100100	Enugu Capital Territory Development Authority	204,300,000.00	1,528,890.00	1,528,890.00	0.7%	202,771,110.00
050000000000	Social Sector	11,651,614,500.00	570,813,600.00	570,813,600.00	4.9%	11,080,800,900.00
051300000000	Ministry of Youth and Sport	380,250,000.00	790,000.00	790,000.00	0.2%	379,460,000.00
051300100100	Ministry of Youth and Sport	10,250,000.00	790,000.00	790,000.00	7.7%	9,460,000.00
051300200100	Rangers Management Corporation	370,000,000.00	-	-	0.0%	370,000,000.00
051400000000	Ministry of Gender Affairs and Social Development	6,350,000.00	372,400.00	372,400.00	5.9%	5,977,600.00
051400100100	Ministry of Gender Affairs and Social Development	6,350,000.00	372,400.00	372,400.00	5.9%	5,977,600.00
051700000000	Ministry of Education	8,468,007,000.00	479,372,192.00	479,372,192.00	5.7%	7,988,634,808.00
051700100100	Ministry of Education	58,760,000.00	18,240,500.00	18,240,500.00	31.0%	40,519,500.00
051700300100	Enugu State Universal Basic Education Board	2,165,000,000.00	20,000.00	20,000.00	0.0%	2,164,980,000.00
051700800100	Enugu State Library Board	1,295,000.00	60,000.00	60,000.00	4.6%	1,235,000.00
051700900100	Examinations Development Centre	565,130,000.00	109,667,350.00	109,667,350.00	19.4%	455,462,650.00
051701000100	Agency for Mass Literacy	300,000.00	-	-	0.0%	300,000.00
051701800100	Enugu State Polytechnic Iwollo	48,750,000.00	730,440.00	730,440.00	1.5%	48,019,560.00
051701900100	Enugu State College of Education (Technical)	131,750,000.00	5,000.00	5,000.00	0.0%	131,745,000.00
051702600200	Enugu State University of Science and Technology (ESUT)	2,528,166,000.00	304,744,050.00	304,744,050.00	12.1%	2,223,421,950.00
051702700200	State University of Medical and Applied Sciences. Igbo- Eno (SUMAS)	215,300,000.00	-	-	0.0%	215,300,000.00
051703100100	Institute of Management and Technology (IMT)	2,077,356,000.00	45,628,352.00	45,628,352.00	2.2%	2,031,727,648.00
051705100100	Post-Primary Schools Management Board (PPSMB)	621,000,000.00	-	-	0.0%	621,000,000.00
051705400100	Enugu State Science Technical and Vocational Sch. Mgt. Board	55,200,000.00	276,500.00	276,500.00	0.5%	54,923,500.00
052100000000	Ministry of Health	2,460,211,500.00	81,431,908.00	81,431,908.00	3.3%	2,378,779,592.00
052100100100	Ministry of Health	1,061,265,000.00	4,982,400.00	4,982,400.00	0.5%	1,056,282,600.00
052102600100	ESUT Teaching Hospital Park Lane, Enugu	1,264,666,500.00	63,854,760.00	63,854,760.00	5.0%	1,200,811,740.00
052102600200	ESUT College of Medicine (Teaching Hospital)	34,615,000.00	11,040,000.00	11,040,000.00	31.9%	23,575,000.00
052110200100	Enugu State Hospitals Management Board (SHB)	31,000,000.00	1,554,748.00	1,554,748.00	5.0%	29,445,252.00

Code	Administrative Unit	2023 Original Budget	2023 Q1 Performance	2023 Performance Year to Date (Q1)	% Performance Year to Date against 2023 Original Budget	Balance (against Original Budget)
052110300100	Enugu State College of Health Technology, Oji River	43,750,000.00	-	-	0.0%	43,750,000.00
052110300200	Enugu State College of Public Health Nursing/Health Technology, Nsukka	24,915,000.00	-	-	0.0%	24,915,000.00
053500000000	Ministry of Environment and Mineral Resources	265,496,000.00	5,038,100.00	5,038,100.00	1.9%	260,457,900.00
053500100100	Ministry of Environment and Mineral Resources	97,936,000.00	827,300.00	827,300.00	0.8%	97,108,700.00
053505300100	Enugu State Waste Management Authority (ESWAMA)	141,560,000.00	4,185,800.00	4,185,800.00	3.0%	137,374,200.00
053505300200	Forestry Commission	2,000,000.00	25,000.00	25,000.00	1.3%	1,975,000.00
053505400100	Enugu State Structures for Signage and Advertisement Agency	24,000,000.00	-	-	0.0%	24,000,000.00
055100000000	Ministry of Local Government	1,500,000.00	-	-	0.0%	1,500,000.00
055100100100	Ministry of Local Government	1,500,000.00	-	-	0.0%	1,500,000.00
056200000000	Ministry of Chieftaincy Matters	69,800,000.00	3,809,000.00	3,809,000.00	5.5%	65,991,000.00
056200100100	Ministry of Chieftaincy Matters	69,800,000.00	3,809,000.00	3,809,000.00	5.5%	65,991,000.00

2.C Revenue by Economic Classification

Table 3: Total Revenue by Economic Classification

Enugu State Government Budget Performance Report 2023 Q1 - Total Revenue by Economic Classification

Code	Economic	2023 Original Budget	2023 Q1 Performance	2023 Performance Year to Date (Q1)	% Performance Year to Date against 2023 Original Budget	Balance (against Original Budget)
1	REVENUE	151,602,416,770.00	23,579,766,299.85	23,579,766,299.85	15.6%	128,022,650,470.15
11	GOVERNMENT SHARE OF FAAC	69,800,000,000.00	19,554,948,908.19	19,554,948,908.19	28.0%	50,245,051,091.81
1101	GOVERNMENT SHARE OF FAAC	69,800,000,000.00	19,554,948,908.19	19,554,948,908.19	28.0%	50,245,051,091.81
110101	STATE GOVERNMENT SHARE OF STATUTORY REVENUES	39,000,000,000.00	9,702,144,497.85	9,702,144,497.85	24.9%	29,297,855,502.15
11010101	STATUTORY ALLOCATION	39,000,000,000.00	9,702,144,497.85	9,702,144,497.85	24.9%	29,297,855,502.15
110102	STATE GOVERNMENT SHARE OF VAT	26,000,000,000.00	7,644,312,953.75	7,644,312,953.75	29.4%	18,355,687,046.25
11010201	SHARE OF VAT	26,000,000,000.00	7,644,312,953.75	7,644,312,953.75	29.4%	18,355,687,046.25
110103	STATE GOVERNMENT SHARE OF OTHER FAAC REVENUES	4,800,000,000.00	2,208,491,456.59	2,208,491,456.59	46.0%	2,591,508,543.41
11010301	EXCESS CRUDE	400,000,000.00	-	-	0.0%	400,000,000.00
11010313	Exchange Rate Difference	500,000,000.00	155,521,108.89	155,521,108.89	31.1%	344,478,891.11
11010315	Non Oil Revenue	3,500,000,000.00	689,530,209.99	689,530,209.99	19.7%	2,810,469,790.01
11010318	Excess Bank Charges Recovered	200,000,000.00	643,570,597.85	643,570,597.85	321.8%	- 443,570,597.85
11010319	Forex Equalization	200,000,000.00	719,869,539.86	719,869,539.86	359.9%	- 519,869,539.86
12	INDEPENDENT REVENUE	30,200,000,000.00	2,318,848,791.66	2,318,848,791.66	7.7%	27,881,151,208.34
1201	TAX REVENUE	12,682,730,000.00	1,584,514,260.35	1,584,514,260.35	12.5%	11,098,215,739.65
120101	PERSONAL TAXES	9,930,000,000.00	1,408,782,528.91	1,408,782,528.91	14.2%	8,521,217,471.09
12010101	Capital Gains Tax	30,000,000.00	38,799.52	38,799.52	0.1%	29,961,200.48
12010102	Direct Assessment Tax (Current)	150,000,000.00	8,453,783.16	8,453,783.16	5.6%	141,546,216.84
12010103	Direct Assessment Tax (Arrears/Late)	50,000,000.00	3,419,966.00	3,419,966.00	6.8%	46,580,034.00
12010104	Pay As You Earn (PAYE) - Federal	4,000,000,000.00	1,023,900,364.80	1,023,900,364.80	25.6%	2,976,099,635.20
12010105	Pay As You Earn (PAYE) - State (Adjustment Voucher)	700,000,000.00	15,437,983.47	15,437,983.47	2.2%	684,562,016.53
12010106	Pay As You Earn (PAYE) - Local Government	200,000,000.00	12,061,790.73	12,061,790.73	6.0%	187,938,209.27
12010107	Pay As You Earn (PAYE) - Companies	4,200,000,000.00	321,438,814.20	321,438,814.20	7.7%	3,878,561,185.80
12010108	Pay as You Earn (PAYE) - (Arrears)	300,000,000.00	24,031,027.03	24,031,027.03	8.0%	275,968,972.97
12010109	Penalties Tax	300,000,000.00	-	-	0.0%	300,000,000.00
120103	OTHER TAXES	2,752,730,000.00	175,731,731.44	175,731,731.44	6.4%	2,576,998,268.56
12010301	Pools Betting Tax (Current)	1,040,000.00	15,000.00	15,000.00	1.4%	1,025,000.00
12010303	5% Withholding Tax on Payment to Contractors	451,000,000.00	55,584,007.35	55,584,007.35	12.3%	395,415,992.65
12010304	10% Withholding Tax on Dividends	222,300,000.00	275,484.95	275,484.95	0.1%	222,024,515.05
12010305	10% Withholding Tax on Bank Interest	350,000,000.00	98,513,269.12	98,513,269.12	28.1%	251,486,730.88
12010306	10% Withholding Tax on Rent	10,000,000.00	3,906,790.00	3,906,790.00	39.1%	6,093,210.00
12010307	10% Withholding Tax on Royalty	1,000,000.00	-	-	0.0%	1,000,000.00
12010308	10% Withholding Tax on Director's Fees	13,000,000.00	145,000.00	145,000.00	1.1%	12,855,000.00
12010309	Tax Collection Agent Debit/Rural Tax	30,000.00	-	-	0.0%	30,000.00
12010310	Education Development Levy	400,000.00	12,100.00	12,100.00	3.0%	387,900.00
12010312	Enugu State Property and Land Use Tax	265,000,000.00	5,208,280.02	5,208,280.02	2.0%	259,791,719.98
12010314	Mortuary Levy	270,000.00	2,400.00	2,400.00	0.9%	267,600.00
12010315	Infrastructural Development Levy	424,490,000.00	1,869,750.00	1,869,750.00	0.4%	422,620,250.00
12010316	10% Withholding Tax on Consultancy	1,000,000.00	-	-	0.0%	1,000,000.00
12010317	Sports Betting Proprietors Lucky Tax	9,000,000.00	-	-	0.0%	9,000,000.00
12010318	Loto Proprietors Weekly Tax	4,200,000.00	-	-	0.0%	4,200,000.00
12010319	DEVELOPMENT LEVIES	1,000,000,000.00	10,199,650.00	10,199,650.00	1.0%	989,800,350.00
1202	NON-TAX REVENUE	17,517,270,000.00	734,334,531.31	734,334,531.31	4.2%	16,782,935,468.69
120201	LICENCES - GENERAL	440,226,000.00	292,800.00	292,800.00	0.1%	439,933,200.00
12020122	HUNTING PERMITS	50,000.00	25,000.00	25,000.00	50.0%	25,000.00
12020132	MOTOR VEHICLE LICENSES	300,000,000.00	-	-	0.0%	300,000,000.00

Code	Economic	2023 Original Budget	2023 Q1 Performance	2023 Performance Year to Date (Q1)	% Performance Year to Date against 2023 Original Budget	Balance (against Original Budget)
12020133	DRIVERS' LICENSES	105,000,000.00	4,800.00	4,800.00	0.0%	104,995,200.00
12020138	Forestry Licenses	900,000.00	-	-	0.0%	900,000.00
12020145	Pools Agents Licenses (Current)	240,000.00	-	-	0.0%	240,000.00
12020150	Pools Proprietor Licenses	300,000.00	-	-	0.0%	300,000.00
12020180	Tricycle Licenses	6,000,000.00	162,000.00	162,000.00	2.7%	5,838,000.00
12020181	License for Water Producing Companies	300,000.00	-	-	0.0%	300,000.00
12020189	Renewal of License for Water Producing Companies	2,550,000.00	35,000.00	35,000.00	1.4%	2,515,000.00
12020190	Renewal of License for Commercial/Private Water Borehole	980,000.00	-	-	0.0%	980,000.00
12020191	Loto Proprietors License	2,100,000.00	-	-	0.0%	2,100,000.00
12020192	Loto Ageat License	2,170,000.00	-	-	0.0%	2,170,000.00
12020193	Sport Betting Proprietor s License	15,000,000.00	-	-	0.0%	15,000,000.00
12020194	Sport Betting Agent License	4,400,000.00	-	-	0.0%	4,400,000.00
12020195	Permit Licences and Concession	236,000.00	66,000.00	66,000.00	28.0%	170,000.00
120204	FEES - GENERAL	9,650,247,000.00	628,062,426.72	628,062,426.72	6.5%	9,022,184,573.28
12020401	COURT FEES	135,000,000.00	8,864,040.00	8,864,040.00	6.6%	126,135,960.00
12020404	TRADE UNION FEES	2,000,000.00	-	-	0.0%	2,000,000.00
12020412	RESEARCH TESTING FEES	2,000,000.00	-	-	0.0%	2,000,000.00
12020417	CONTRACTOR REGISTRATION FEES	9,265,000.00	16,545,050.00	16,545,050.00	178.6%	- 7,280,050.00
12020424	ACCREDITATION FEES	1,700,000.00	-	-	0.0%	1,700,000.00
12020426	COURT SUMMONS FEES	1,000,000.00	-	-	0.0%	1,000,000.00
12020427	TENDER FEES	20,359,000.00	130,200.00	130,200.00	0.6%	20,228,800.00
12020428	FIRE SAFETY CERTIFICATE FEES	1,700,000.00	-	-	0.0%	1,700,000.00
12020430	PROFESSIONAL REGISTRATION FEES	1,500,000.00	-	-	0.0%	1,500,000.00
12020431	ENVIRONMENTAL IMPACT ASSESSMENT FEES	7,000,000.00	1,000.00	1,000.00	0.0%	6,999,000.00
12020436	BILL BOARD ADVERTISEMENT FEES	24,500,000.00	-	-	0.0%	24,500,000.00
12020437	DEEDS REGISTRATION FEES	135,000,000.00	1,006,200.00	1,006,200.00	0.7%	133,993,800.00
12020438	SURVEY/ PLANNING/ BUILDING FEES	331,000,000.00	5,797,416.50	5,797,416.50	1.8%	325,202,583.50
12020441	LABORATORY FEES	108,106,000.00	13,961,785.00	13,961,785.00	12.9%	94,144,215.00
12020442	ASSOCIATION FEES	2,003,000.00	158,500.00	158,500.00	7.9%	1,844,500.00
12020446	AGRICULTURAL/VETINARY SERVICES FEES	2,150,000.00	1,070,200.00	1,070,200.00	49.8%	1,079,800.00
12020447	LAND USE FEES	40,000,000.00	2,177,866.40	2,177,866.40	5.4%	37,822,133.60
12020449	BUSINESS/TRADE OPERATING FEES	118,000,000.00	5,733,815.16	5,733,815.16	4.9%	112,266,184.84
12020450	INSPECTION FEES	122,540,000.00	1,871,691.00	1,871,691.00	1.5%	120,668,309.00
12020452	SCHOOL/ TUITION/ EXAMINATION FEES	202,250,000.00	-	-	0.0%	202,250,000.00
12020453	APPLICATIONS FEES	36,275,000.00	628,200.00	628,200.00	1.7%	35,646,800.00
12020454	PARKING FEES	4,000,000.00	396,890.00	396,890.00	9.9%	3,603,110.00
12020455	Registration of Motor Vehicles Fees	134,000,000.00	26,063,635.00	26,063,635.00	19.5%	107,936,365.00
12020456	Road Traffic Exam Fees	150,000,000.00	33,900.00	33,900.00	0.0%	149,966,100.00
12020464	Fees for Registration of Non Formal Learning Center	100,000.00	-	-	0.0%	100,000.00
12020465	Renewal of Non Formal Learning Center	100,000.00	-	-	0.0%	100,000.00
12020468	Legacy Estate Development Fee	1,150,000.00	430,437.50	430,437.50	37.4%	719,562.50
12020470	Survey Fee	78,655,000.00	-	-	0.0%	78,655,000.00
12020471	Computerization Fee	11,485,000.00	5,552,920.00	5,552,920.00	48.3%	5,932,080.00
12020475	Registration of Private School	6,000,000.00	1,100,000.00	1,100,000.00	18.3%	4,900,000.00
12020476	Renewal of Registration of Private School	35,000,000.00	15,843,000.00	15,843,000.00	45.3%	19,157,000.00
12020477	Application Form Fees from Private School	100,000.00	-	-	0.0%	100,000.00
12020483	Registration of Youth Clubs and Orgnisations	200,000.00	-	-	0.0%	200,000.00
12020484	Renewal of Youth Clubs and Organisations	50,000.00	-	-	0.0%	50,000.00
12020487	Registration Fees of Hospital	31,100,000.00	1,654,748.00	1,654,748.00	5.3%	29,445,252.00
12020488	Renewal Registration Fees of Hospital	30,000,000.00	411,000.00	411,000.00	1.4%	29,589,000.00
12020491	Tuition Fees	2,913,926,200.00	59,992,920.00	59,992,920.00	2.1%	2,853,933,280.00
12020492	Examination Fees	984,806,000.00	110,624,350.00	110,624,350.00	11.2%	874,181,650.00
12020494	Pre-qualification/Processing Fees	3,768,000.00	52,000.00	52,000.00	1.4%	3,716,000.00

Code	Economic	2023 Original Budget	2023 Q1 Performance	2023 Performance Year to Date (Q1)	% Performance Year to Date against 2023 Original Budget	Balance (against Original Budget)
12020495	Certificate of Recognition Fees	5,000,000.00	-	-	0.0%	5,000,000.00
12020496	Clearance Fees for Ofala Festivals	1,000,000.00	-	-	0.0%	1,000,000.00
12020497	Medical Ward Fees	73,903,000.00	37,631,260.00	37,631,260.00	50.9%	36,271,740.00
12020498	Right of Way Permit Fees/Cutting of Road	40,000,000.00	-	-	0.0%	40,000,000.00
12020499	Other Fees	3,842,555,800.00	310,329,402.16	310,329,402.16	8.1%	3,532,226,397.84
120205	FINES - GENERAL	89,820,000.00	5,077,106.00	5,077,106.00	5.7%	84,742,894.00
12020501	Penalty for Offences - General	42,645,000.00	41,400.00	41,400.00	0.1%	42,603,600.00
12020502	Court Fines	8,000,000.00	4,995,706.00	4,995,706.00	62.4%	3,004,294.00
12020503	Travelers Manifest Offence Fines	4,000,000.00	-	-	0.0%	4,000,000.00
12020504	Traffic Offences Fines	15,000,000.00	10,000.00	10,000.00	0.1%	14,990,000.00
12020505	Sewerage Control Fines	500,000.00	-	-	0.0%	500,000.00
12020506	Conservation Offences Fines	85,000.00	-	-	0.0%	85,000.00
12020509	Sanitation Offences Fines	120,000.00	-	-	0.0%	120,000.00
12020512	Damage to Public Property (Roads, Electric Fixture etc)	1,000,000.00	-	-	0.0%	1,000,000.00
12020520	Contravention Fines	5,270,000.00	-	-	0.0%	5,270,000.00
12020531	Forest Offences Fines	500,000.00	-	-	0.0%	500,000.00
12020546	Fines from Non Compliance on Plan Approval	2,600,000.00	30,000.00	30,000.00	1.2%	2,570,000.00
12020547	Fines from Unauthorized Installation	10,100,000.00	-	-	0.0%	10,100,000.00
120206	SALES - GENERAL	2,030,007,000.00	44,683,436.25	44,683,436.25	2.2%	1,985,323,563.75
12020601	Sales of Journal & Publications	103,489,000.00	11,135,200.00	11,135,200.00	10.8%	92,353,800.00
12020604	SALES OF ID CARDS	31,247,000.00	992,000.00	992,000.00	3.2%	30,255,000.00
12020605	SALES OF STORES/SCRAPS/UNSERVICABLE ITEMS	4,398,000.00	1,102,300.00	1,102,300.00	25.1%	3,295,700.00
12020610	PROCEEDS FROM SALES OF FARM PRODUCE	1,800,000.00	451,840.00	451,840.00	25.1%	1,348,160.00
12020612	PROCEEDS FROM SALES OF GOVT. VEHICLES	25,000,000.00	-	-	0.0%	25,000,000.00
12020616	Sale of Old Newspapers	2,000,000.00	-	-	0.0%	2,000,000.00
12020619	Sale of Photographs	50,000.00	-	-	0.0%	50,000.00
12020623	Sale of form for Housing Loan to Civil Servants	1,195,970,000.00	300,050.00	300,050.00	0.0%	1,195,669,950.00
12020653	Sale of Registration Forms	2,500,000.00	-	-	0.0%	2,500,000.00
12020654	Sale of Application Forms for Casino Licences	4,000,000.00	-	-	0.0%	4,000,000.00
12020662	Sales of Enugu State Law Books	1,600,000.00	77,000.00	77,000.00	4.8%	1,523,000.00
12020665	Sale of Forest Produce	500,000.00	-	-	0.0%	500,000.00
12020683	Sale of Motor Tickets	42,000,000.00	200,000.00	200,000.00	0.5%	41,800,000.00
12020688	Sale of Livestock Products	10,000.00	-	-	0.0%	10,000.00
12020690	Sale of Planting Materials (Food Crop)	1,600,000.00	-	-	0.0%	1,600,000.00
12020694	Sale of Motor Plates	300,000,000.00	17,546,000.00	17,546,000.00	5.8%	282,454,000.00
12020699	Others Sales	313,843,000.00	12,879,046.25	12,879,046.25	4.1%	300,963,953.75
120207	EARNINGS - GENERAL	498,824,000.00	21,745,950.00	21,745,950.00	4.4%	477,078,050.00
12020701	Earnings from Consultancy Services	1,566,000.00	1,456,000.00	1,456,000.00	93.0%	110,000.00
12020703	Earnings from Hire of Plants and Equipment	20,866,000.00	65,000.00	65,000.00	0.3%	20,801,000.00
12020704	Earnings from the Use of Govt. Vehicle	500,000.00	-	-	0.0%	500,000.00
12020705	Earnings from the Use of Govt. Halls	7,779,000.00	850,500.00	850,500.00	10.9%	6,928,500.00
12020707	Earnings from Government House Clinic	1,350,000.00	-	-	0.0%	1,350,000.00
12020710	Earnings from Guest Houses	556,000.00	5,000.00	5,000.00	0.9%	551,000.00
12020711	Earnings from Commercial Activities	293,535,000.00	15,665,000.00	15,665,000.00	5.3%	277,870,000.00
12020788	Earnings from Cards and Lucky Games (Lottery)	40,000.00	-	-	0.0%	40,000.00
12020790	Earnings from State Cultural Troupes	1,500,000.00	-	-	0.0%	1,500,000.00
12020791	Earnings from Polo Park	2,000,000.00	-	-	0.0%	2,000,000.00
12020799	Other Earnings	169,132,000.00	3,704,450.00	3,704,450.00	2.2%	165,427,550.00
120208	RENT ON GOVERNMENT BUILDINGS - GENERAL	102,116,000.00	2,611,000.00	2,611,000.00	2.6%	99,505,000.00
12020803	Rent on Govt. Buildings	101,796,000.00	2,581,000.00	2,581,000.00	2.5%	99,215,000.00

Code	Economic	2023 Original Budget	2023 Q1 Performance	2023 Performance Year to Date (Q1)	% Performance Year to Date against 2023 Original Budget	Balance (against Original Budget)
12020806	Rent on Senior Staff Quarters	150,000.00	-	-	0.0%	150,000.00
12020822	Rent on Canteens	170,000.00	30,000.00	30,000.00	17.6%	140,000.00
120209	RENT ON LAND & OTHERS - GENERAL	1,483,405,000.00	-	-	0.0%	1,483,405,000.00
12020903	Rents & Premium on the Allocation of Land	907,000,000.00	-	-	0.0%	907,000,000.00
12020907	Current (Ground Rent)	565,105,000.00	-	-	0.0%	565,105,000.00
12020908	Arrears (Ground Rent)	11,000,000.00	-	-	0.0%	11,000,000.00
12020909	Penalties (Ground Rent)	300,000.00	-	-	0.0%	300,000.00
120210	REPAYMENTS - GENERAL	3,070,838,000.00	31,220,812.34	31,220,812.34	1.0%	3,039,617,187.66
12021005	Other Refunds	70,838,000.00	-	-	0.0%	70,838,000.00
12021014	Recovery from back duty assessment	3,000,000,000.00	31,220,812.34	31,220,812.34	1.0%	2,968,779,187.66
120211	INVESTMENT INCOME	150,737,000.00	608,000.00	608,000.00	0.4%	150,129,000.00
12021102	Dividend Received	150,010,000.00	-	-	0.0%	150,010,000.00
12021103	Other Investment Income	727,000.00	608,000.00	608,000.00	83.6%	119,000.00
120212	INTEREST EARNED	1,050,000.00	33,000.00	33,000.00	3.1%	1,017,000.00
12021201	Interest on Bank Deposit	1,050,000.00	33,000.00	33,000.00	3.1%	1,017,000.00
13	AID AND GRANTS	7,778,000,000.00	1,705,968,600.00	1,705,968,600.00	21.9%	6,072,031,400.00
1302	GRANTS	7,778,000,000.00	1,705,968,600.00	1,705,968,600.00	21.9%	6,072,031,400.00
130201	DOMESTIC GRANTS	7,560,000,000.00	1,705,968,600.00	1,705,968,600.00	22.6%	5,854,031,400.00
13020102	CAPITAL GRANTS FROM FGN	7,185,000,000.00	1,705,968,600.00	1,705,968,600.00	23.7%	5,479,031,400.00
13020103	CURRENT GRANTS FROM LGAS	250,000,000.00	-	-	0.0%	250,000,000.00
13020104	CAPITAL GRANTS FROM LGAS	125,000,000.00	-	-	0.0%	125,000,000.00
130202	FOREIGN GRANTS	218,000,000.00	-	-	0.0%	218,000,000.00
13020202	CAPITAL FOREIGN GRANTS	218,000,000.00	-	-	0.0%	218,000,000.00
14	CAPITAL DEVELOPMENT FUND (CDF) RECEIPTS	43,824,416,770.00	-	-	0.0%	43,824,416,770.00
1403	LOANS/ BORROWINGS RECEIPT	43,824,416,770.00	-	-	0.0%	43,824,416,770.00
140301	DOMESTIC LOANS/ BORROWINGS RECEIPT	34,962,916,770.00	-	-	0.0%	34,962,916,770.00
14030101	DOMESTIC LOANS/ BORROWINGS FROM FINANCIAL INSTITUTIONS	34,962,916,770.00	-	-	0.0%	34,962,916,770.00
140302	INTERNATIONAL LOANS/ BORROWINGS RECEIPT	8,861,500,000.00	-	-	0.0%	8,861,500,000.00
14030204	INTERNATIONAL LOANS/ BORROWINGS FROM OTHER ENTITIES/ ORGANISATIONS	8,861,500,000.00	-	-	0.0%	8,861,500,000.00

2.D Expenditure by Administrative Classification

Table 4: Total Expenditure by Administrative Classification

Enugu State Government Budget Performance Report 2023 Q1 - Total Expenditure by Administrative Classification

Code	Administrative Unit	2023 Original Budget	2023 Q1 Performance	2023 Performance Year to Date (Q1)	% Performance Year to Date against 2023 Original Budget	Balance (against Original Budget)
	Total Expenditure	166,602,416,770.00	14,103,918,236.04	14,103,918,236.04	8.5%	152,498,498,533.96
010000000000	Administration Sector	40,689,329,750.00	3,909,154,704.05	3,909,154,704.05	9.6%	36,780,175,045.95
011100000000	Governor's Office	18,436,487,320.00	380,634,732.49	380,634,732.49	2.1%	18,055,852,587.51
011100100100	Office of the Executive Governor	17,411,895,700.00	375,629,399.89	375,629,399.89	2.2%	17,036,266,300.11
011100100200	Office of the Deputy Governor	553,481,620.00	5,005,332.60	5,005,332.60	0.9%	548,476,287.40
011100300100	Boundary Adjustment Commission	6,000,000.00	-	-	0.0%	6,000,000.00
011100800100	Enugu State Emergency Management Agency	220,800,000.00	-	-	0.0%	220,800,000.00
011100900100	Council for Privatization and Commercialization	18,500,000.00	-	-	0.0%	18,500,000.00
011101000100	Dept of Due Process and Budget Monitoring	48,500,000.00	-	-	0.0%	48,500,000.00
011101600200	Economic Affairs Unit	4,850,000.00	-	-	0.0%	4,850,000.00
011101800100	Enugu State Social Investment Agency	5,000,000.00	-	-	0.0%	5,000,000.00
011103300100	Enugu State Action Committee on Aids (ENSACA)	78,380,000.00	-	-	0.0%	78,380,000.00
011110100100	Project Development and Implementation Dept.	19,370,000.00	-	-	0.0%	19,370,000.00
011118400100	Volunteer Service Agency	38,450,000.00	-	-	0.0%	38,450,000.00
011105200100	Performance Improvement Bureau (PIB)/SERVICOM	26,400,000.00	-	-	0.0%	26,400,000.00
011105200200	State Focal Office World Bank Development Partner	4,860,000.00	-	-	0.0%	4,860,000.00
016100000000	Office of the Secretary to the State Government	3,152,852,950.00	615,540,671.34	615,540,671.34	19.5%	2,537,312,278.66
016100100100	Office of the Secretary to the State Government	2,393,033,250.00	599,883,716.52	599,883,716.52	25.1%	1,793,149,533.48
016100200100	Economic Affairs and Parastatals	3,500,000.00	-	-	0.0%	3,500,000.00
016101600100	Enugu State Economic Development Department	3,500,000.00	-	-	0.0%	3,500,000.00
016102100100	Enugu State Liaison Office, Lagos	74,648,150.00	9,316,754.37	9,316,754.37	12.5%	65,331,395.63
016102100200	Enugu State Liaison Office, Abuja	101,521,550.00	6,340,200.45	6,340,200.45	6.2%	95,181,349.55
016103700100	Muslim Pilgrims Board	67,600,000.00	-	-	0.0%	67,600,000.00
016103800100	Christian Pilgrims Board	509,050,000.00	-	-	0.0%	509,050,000.00
011200000000	Enugu State House of Assembly (The Legislature)	6,607,868,850.00	63,869,122.51	63,869,122.51	1.0%	6,543,999,727.49
011200300100	Enugu State House of Assembly (The Legislature)	5,986,618,850.00	63,869,122.51	63,869,122.51	1.1%	5,922,749,727.49
011200400100	Enugu State House of Assembly Service Commission	621,250,000.00	-	-	0.0%	621,250,000.00
012300000000	Ministry of Information	937,587,140.00	220,013,347.59	220,013,347.59	23.5%	717,573,792.41
012300100100	Ministry of Information	193,177,770.00	25,488,846.09	25,488,846.09	13.2%	167,688,923.91
012300300100	Enugu State Broadcasting Service - Radio/TV ESBS/TV	312,251,340.00	-	-	0.0%	312,251,340.00
012301300100	Government Printing and Stationery Dept. (Govt. Press)	347,348,150.00	194,524,501.50	194,524,501.50	56.0%	152,823,648.50
012305500100	Enugu State Printing and Publishing Company (Daily Star)	84,809,880.00	-	-	0.0%	84,809,880.00
012500000000	Office of the Head of State Civil Service	9,279,925,730.00	2,537,420,551.23	2,537,420,551.23	27.3%	6,742,505,178.77
012500100100	Office of the Head of State Civil Service	9,267,358,730.00	2,537,420,551.23	2,537,420,551.23	27.4%	6,729,938,178.77
012500500100	Establishment, Pension and Training	5,570,000.00	-	-	0.0%	5,570,000.00
012500500200	Public Service Department	3,330,000.00	-	-	0.0%	3,330,000.00
012500500300	Performance Improvement Bureau	3,667,000.00	-	-	0.0%	3,667,000.00
014000000000	Auditor General	335,860,380.00	16,002,717.18	16,002,717.18	4.8%	319,857,662.82
014000100100	Office of the State Auditor General	207,369,510.00	10,518,722.91	10,518,722.91	5.1%	196,850,787.09
014000200100	Office of the Auditor General for Local Government	128,490,870.00	5,483,994.27	5,483,994.27	4.3%	123,006,875.73
014700000000	Civil Service Commission (CSC)	196,570,200.00	35,572,481.38	35,572,481.38	18.1%	160,997,718.62
014700100100	Civil Service Commission	196,570,200.00	35,572,481.38	35,572,481.38	18.1%	160,997,718.62
014900000000	Local Government Service Commission	72,131,670.00	5,305,209.24	5,305,209.24	7.4%	66,826,460.76
014900100100	Local Government Service Commission	72,131,670.00	5,305,209.24	5,305,209.24	7.4%	66,826,460.76

Code	Administrative Unit	2023 Original Budget	2023 Q1 Performance	2023 Performance Year to Date (Q1)	% Performance Year to Date against 2023 Original Budget	Balance (against Original Budget)
014800000000	Enugu State Independent Electoral Commission	244,994,260.00	20,644,517.79	20,644,517.79	8.4%	224,349,742.21
014800100100	Enugu State Independent Electoral Commission	244,994,260.00	20,644,517.79	20,644,517.79	8.4%	224,349,742.21
016300000000	Ministry of Inter Ministerial Affairs	1,114,138,790.00	3,122,390.60	3,122,390.60	0.3%	1,111,016,399.40
016300100100	Ministry of Inter Ministerial Affairs	1,114,138,790.00	3,122,390.60	3,122,390.60	0.3%	1,111,016,399.40
016600000000	Ministry of Human Capital Development and Poverty Reduction	277,593,670.00	6,743,829.60	6,743,829.60	2.4%	270,849,840.40
016600100100	Ministry of Human Capital Development and Poverty Reduction	277,593,670.00	6,743,829.60	6,743,829.60	2.4%	270,849,840.40
016700000000	Ministry of Special Duties & Intergovernmental Affairs	33,318,790.00	4,285,133.10	4,285,133.10	12.9%	29,033,656.90
016700100100	Ministry of Special Duties & Intergovernmental Affairs	33,318,790.00	4,285,133.10	4,285,133.10	12.9%	29,033,656.90
020000000000	Economic Sector	62,226,571,040.00	4,748,348,462.19	4,748,348,462.19	7.6%	57,478,222,577.81
021500000000	Ministry of Agriculture and Natural Resources	5,818,856,390.00	115,563,392.06	115,563,392.06	2.0%	5,703,292,997.94
021500100100	Ministry of Agriculture and Natural Resources	1,052,666,590.00	115,563,392.06	115,563,392.06	11.0%	937,103,197.94
021502600100	Veterinary School, Achi	2,700,000.00	-	-	0.0%	2,700,000.00
021510200100	Enugu State Agricultural Development Programme (ENADEP)	72,300,000.00	-	-	0.0%	72,300,000.00
021510400100	Fertilizer Procurement and Distribution Company Ltd	2,400,000.00	-	-	0.0%	2,400,000.00
021510700100	Enugu State FADAM Project	1,005,789,800.00	-	-	0.0%	1,005,789,800.00
021510700200	Enugu State FGN/IFAD Agency	183,000,000.00	-	-	0.0%	183,000,000.00
021510700300	Enugu State APPEALS Agency	3,500,000,000.00	-	-	0.0%	3,500,000,000.00
022000000000	Ministry of Finance and Economic Development	10,827,236,130.00	2,566,369,320.96	2,566,369,320.96	23.7%	8,260,866,809.04
022000100100	Ministry of Finance and Economic Development	807,088,830.00	66,356,761.38	66,356,761.38	8.2%	740,732,068.62
022000700100	Office of the State Accountant- General	8,658,680,000.00	2,441,224,395.84	2,441,224,395.84	28.2%	6,217,455,604.16
022000800100	Board of Internal Revenue	1,320,720,440.00	51,811,434.94	51,811,434.94	3.9%	1,268,909,005.06
022001200100	Enugu State Gaming Commission	40,746,860.00	6,976,728.80	6,976,728.80	17.1%	33,770,131.20
022200000000	Ministry of Commerce and Industry	1,378,112,530.00	36,668,343.63	36,668,343.63	2.7%	1,341,444,186.37
022200100100	Ministry of Commerce and Industry	379,899,530.00	36,668,343.63	36,668,343.63	9.7%	343,231,186.37
022201700100	Enugu State Investment Development Authority	163,070,000.00	-	-	0.0%	163,070,000.00
022201800100	Small and Medium Scale Enterprises Promotion	729,020,000.00	-	-	0.0%	729,020,000.00
022201900100	Enugu Marketing Company	106,123,000.00	-	-	0.0%	106,123,000.00
022700000000	Ministry of Labour and Productivity	57,841,390.00	4,688,530.98	4,688,530.98	8.1%	53,152,859.02
022700100100	Ministry of Labour and Productivity	57,841,390.00	4,688,530.98	4,688,530.98	8.1%	53,152,859.02
022800000000	Ministry of Science and Technology	850,256,510.00	9,427,929.58	9,427,929.58	1.1%	840,828,580.42
022800100100	Ministry of Science and Technology	850,256,510.00	9,427,929.58	9,427,929.58	1.1%	840,828,580.42
022900000000	Ministry of Transport	1,135,552,020.00	44,216,822.64	44,216,822.64	3.9%	1,091,335,197.36
022900100100	Ministry of Transport	450,532,370.00	44,216,822.64	44,216,822.64	9.8%	406,315,547.36
022905300100	Enugu State Transport Company ENTRACO	66,926,410.00	-	-	0.0%	66,926,410.00
022905300200	Coal City Transport Services	618,093,240.00	-	-	0.0%	618,093,240.00
023400000000	Ministry of Works and Infrastructure	27,723,556,170.00	1,661,959,510.52	1,661,959,510.52	6.0%	26,061,596,659.48
023400100100	Ministry of Works and Infrastructure	27,323,556,170.00	1,661,959,510.52	1,661,959,510.52	6.1%	25,661,596,659.48
023410200100	Rural Access Mobility Project (RAMP)	400,000,000.00	-	-	0.0%	400,000,000.00
023600000000	Ministry of Culture and Tourism	594,084,150.00	17,600,284.44	17,600,284.44	3.0%	576,483,865.56
023600100100	Ministry of Culture and Tourism	153,301,170.00	17,600,284.44	17,600,284.44	11.5%	135,700,885.56
023600400100	Council for Arts and Culture	208,138,700.00	-	-	0.0%	208,138,700.00
023605200100	Tourism Board	32,644,280.00	-	-	0.0%	32,644,280.00
023605200300	ZIK Monument Centre	200,000,000.00	-	-	0.0%	200,000,000.00
023800000000	State Economic Planning Commission	754,377,930.00	19,148,948.12	19,148,948.12	2.5%	735,228,981.88
023800100100	State Economic Planning Commission	415,178,080.00	8,191,815.96	8,191,815.96	2.0%	406,986,264.04
023800400100	State Bureau of Statistics	339,199,850.00	10,957,132.16	10,957,132.16	3.2%	328,242,717.84
025200000000	Ministry of Water Resources	6,238,091,370.00	25,562,970.56	25,562,970.56	0.4%	6,212,528,399.44
025200100100	Ministry of Water Resources	591,063,500.00	25,562,970.56	25,562,970.56	4.3%	565,500,529.44
025210200100	Enugu State Water Corporation	5,196,521,570.00	-	-	0.0%	5,196,521,570.00
025210300100	Enugu State Rural Water Supply and Sanitation Agency (ENRUWAS)	415,306,300.00	-	-	0.0%	415,306,300.00
025210400100	Small Town Water and Sanitation Agency	35,200,000.00	-	-	0.0%	35,200,000.00
025300000000	Ministry of Housing	483,078,370.00	7,382,156.13	7,382,156.13	1.5%	475,696,213.87
025300100100	Ministry of Housing	323,078,370.00	7,382,156.13	7,382,156.13	2.3%	315,696,213.87
025301000100	Enugu State Housing Development Corporation	160,000,000.00	-	-	0.0%	160,000,000.00

Code	Administrative Unit	2023 Original Budget	2023 Q1 Performance	2023 Performance Year to Date (Q1)	% Performance Year to Date against 2023 Original Budget	Balance (against Original Budget)
025400000000	Ministry of Rural Development	4,232,626,960.00	143,694,359.88	143,694,359.88	3.4%	4,088,932,600.12
025400100100	Ministry of Rural Development	1,686,213,090.00	36,969,595.88	36,969,595.88	2.2%	1,649,243,494.12
025400100200	Community Development Council	151,130,000.00	-	-	0.0%	151,130,000.00
025400700100	Fire Service Department	287,930,000.00	11,000,000.00	11,000,000.00	3.8%	276,930,000.00
025410200100	Community and Social Development Agency	1,000,000,000.00	-	-	0.0%	1,000,000,000.00
025410300100	Rural Electrification Board (REB)	1,107,353,870.00	95,724,764.00	95,724,764.00	8.6%	1,011,629,106.00
026000000000	Ministry of Lands and Urban Development	1,328,665,660.00	89,056,745.79	89,056,745.79	6.7%	1,239,608,914.21
026000100100	Ministry of Lands and Urban Development	943,353,110.00	74,358,289.47	74,358,289.47	7.9%	868,994,820.53
026000100200	Office of the Surveyor General	385,312,550.00	14,698,456.32	14,698,456.32	3.8%	370,614,093.68
026400000000	Ministry of Budget and Planning	804,235,460.00	7,009,146.90	7,009,146.90	0.9%	797,226,313.10
026400100100	Ministry of Budget and Planning	804,235,460.00	7,009,146.90	7,009,146.90	0.9%	797,226,313.10
030000000000	Law and Justice Sector	8,183,862,520.00	486,746,211.22	486,746,211.22	5.9%	7,697,116,308.78
031800000000	The State Judiciary	7,231,706,110.00	362,221,461.74	362,221,461.74	5.0%	6,869,484,648.26
031801100100	Judicial Service Commission	1,256,540,480.00	1,281,471.24	1,281,471.24	0.1%	1,255,259,008.76
031805100100	Enugu State High Court	3,999,726,620.00	223,677,756.01	223,677,756.01	5.6%	3,776,048,863.99
031805200100	Customary Court of Appeal	1,975,439,010.00	137,262,234.49	137,262,234.49	6.9%	1,838,176,775.51
032600000000	Ministry of Justice	952,156,410.00	124,524,749.48	124,524,749.48	13.1%	827,631,660.52
032600100100	Ministry of Justice	901,359,410.00	124,524,749.48	124,524,749.48	13.8%	776,834,660.52
032600300100	Legal Aids Council	2,600,000.00	-	-	0.0%	2,600,000.00
032600700100	Citizens' Rights and Mediation Centre	24,920,000.00	-	-	0.0%	24,920,000.00
032601200100	Administrator-General/Public Trustees	5,577,000.00	-	-	0.0%	5,577,000.00
032601300100	Enugu State Justice Reform Team	17,700,000.00	-	-	0.0%	17,700,000.00
040000000000	Regional	581,981,600.00	15,215,269.92	15,215,269.92	2.6%	566,766,330.08
043700000000	Ministry of Capital Territory Development	581,981,600.00	15,215,269.92	15,215,269.92	2.6%	566,766,330.08
043700100100	Enugu Capital Territory Development Authority	581,981,600.00	15,215,269.92	15,215,269.92	2.6%	566,766,330.08
050000000000	Social Sector	54,920,671,860.00	4,944,453,588.66	4,944,453,588.66	9.0%	49,976,218,271.34
051300000000	Ministry of Youth and Sport	1,527,471,430.00	21,093,119.59	21,093,119.59	1.4%	1,506,378,310.41
051300100100	Ministry of Youth and Sport	653,338,120.00	21,093,119.59	21,093,119.59	3.2%	632,245,000.41
051300200100	Rangers Management Corporation	547,913,310.00	-	-	0.0%	547,913,310.00
051305500100	Youths Sports Federation of Nigeria -YSFON	2,820,000.00	-	-	0.0%	2,820,000.00
051305600100	National Youth Service Corp (NYSC)	320,700,000.00	-	-	0.0%	320,700,000.00
051305700100	Games Village Awgu	2,700,000.00	-	-	0.0%	2,700,000.00
051400000000	Ministry of Gender Affairs and Social Development	354,827,770.00	19,850,930.42	19,850,930.42	5.6%	334,976,839.58
051400100100	Ministry of Gender Affairs and Social Development	341,877,770.00	19,850,930.42	19,850,930.42	5.8%	322,026,839.58
051400200100	Vocational and Rehabilitation Centre, Emene	2,900,000.00	-	-	0.0%	2,900,000.00
051405500100	Remand Home	2,700,000.00	-	-	0.0%	2,700,000.00
051405600100	Family Support Programme Center	2,900,000.00	-	-	0.0%	2,900,000.00
051405700100	Skills Acquisition Center, Uwani	1,850,000.00	-	-	0.0%	1,850,000.00
051405900100	Social Welfare centre, Emene	2,600,000.00	-	-	0.0%	2,600,000.00
051700000000	Ministry of Education	35,315,481,280.00	2,822,901,271.80	2,822,901,271.80	8.0%	32,492,580,008.20
051700100100	Ministry of Education	795,308,170.00	38,051,041.70	38,051,041.70	4.8%	757,257,128.30
051700300100	Enugu State Universal Basic Education Board	4,629,252,580.00	-	-	0.0%	4,629,252,580.00
051700800100	Enugu State Library Board	163,190,540.00	-	-	0.0%	163,190,540.00
051700900100	Examinations Development Centre	378,499,010.00	6,439,817.25	6,439,817.25	1.7%	372,059,192.75
051701000100	Agency for Mass Literacy	18,110,000.00	-	-	0.0%	18,110,000.00
051701000200	Special Education Centre, Oji-River	7,460,000.00	-	-	0.0%	7,460,000.00
051701000300	Special Education Centre, Ogbete	10,860,000.00	-	-	0.0%	10,860,000.00
051701800100	Enugu State Polytechnic Iwollo	1,460,756,650.00	-	-	0.0%	1,460,756,650.00
051701900100	Enugu State College of Education (Technical)	994,396,570.00	-	-	0.0%	994,396,570.00
051702600200	Enugu State University of Science and Technology (ESUT)	4,769,918,830.00	20,000,000.00	20,000,000.00	0.4%	4,749,918,830.00

Code	Administrative Unit	2023 Original Budget	2023 Q1 Performance	2023 Performance Year to Date (Q1)	% Performance Year to Date against 2023 Original Budget	Balance (against Original Budget)
051702600300	ESUTH College of Medicine (Teaching Hospital)	58,940,000.00	-	-	0.0%	58,940,000.00
051702700200	State University of Medical and Applied Sciences. Igbo- Eno (SUMAS)	6,452,036,750.00	-	-	0.0%	6,452,036,750.00
051703100100	Institute of Management and Technology (IMT)	2,395,465,430.00	-	-	0.0%	2,395,465,430.00
051705100100	Post-Primary Schools Management Board (PPSMB)	11,024,721,390.00	2,470,245,509.94	2,470,245,509.94	22.4%	8,554,475,880.06
051705400100	Enugu State Science Technical and Vocational Sch. Mgt. Board	1,654,815,360.00	288,164,902.91	288,164,902.91	17.4%	1,366,650,457.09
051705600100	Enugu State Scholarship and Education Loans Board	501,750,000.00	-	-	0.0%	501,750,000.00
052100000000	Ministry of Health	12,990,634,570.00	2,026,402,470.61	2,026,402,470.61	15.6%	10,964,232,099.39
052100100100	Ministry of Health	2,314,877,220.00	248,675,392.04	248,675,392.04	10.7%	2,066,201,827.96
052100300100	Enugu State Primary Health Care Development Agency	1,159,750,000.00	11,235,650.00	11,235,650.00	1.0%	1,148,514,350.00
052100200100	Enugu State Agency for Universal Health Coverage	460,400,000.00	-	-	0.0%	460,400,000.00
052102600100	ESUT Teaching Hospital ParkLane, Enugu	5,788,172,380.00	1,260,142,587.17	1,260,142,587.17	21.8%	4,528,029,792.83
052110200100	Enugu State Hospitals Management Board (SHB)	2,951,934,970.00	499,055,841.40	499,055,841.40	16.9%	2,452,879,128.60
052110300100	Enugu State College of Health Technology, Oji River	204,000,000.00	7,293,000.00	7,293,000.00	3.6%	196,707,000.00
052110300200	Enugu State College of Public Health Nursing/Health Technology, Nsukka	111,500,000.00	-	-	0.0%	111,500,000.00
053500000000	Ministry of Environment and Mineral Resources	4,092,791,730.00	26,076,023.10	26,076,023.10	0.6%	4,066,715,706.90
053500100100	Ministry of Environment and Mineral Resources	1,982,264,290.00	19,615,639.74	19,615,639.74	1.0%	1,962,648,650.26
053505300100	Enugu State Waste Management Authority (ESWAMA)	2,010,723,260.00	-	-	0.0%	2,010,723,260.00
053505300200	Forestry Commission	93,644,180.00	6,460,383.36	6,460,383.36	6.9%	87,183,796.64
053505400100	Enugu State Structures for Signage and Advertisement Agency	6,160,000.00	-	-	0.0%	6,160,000.00
055100000000	Ministry of Local Government	367,646,960.00	7,658,065.27	7,658,065.27	2.1%	359,988,894.73
055100100100	Ministry of Local Government	42,346,960.00	7,658,065.27	7,658,065.27	18.1%	34,688,894.73
055100500100	Local Government Pension Board	325,300,000.00	-	-	0.0%	325,300,000.00
056200000000	Ministry of Chieftaincy Matters	271,818,120.00	20,471,707.87	20,471,707.87	7.5%	251,346,412.13
056200100100	Ministry of Chieftaincy Matters	271,818,120.00	20,471,707.87	20,471,707.87	7.5%	251,346,412.13

Table 5: Personnel Expenditure by Administrative Classification

Enugu State Government Budget Performance Report 2023 Q1 - Personnel Expenditure by Administrative Classification

Code	Administrative Unit	2023 Original Budget	2023 Q1 Performance	2023 Performance Year to Date (Q1)	% Performance Year to Date against 2023 Original Budget	Balance (against Original Budget)
	Total Personnel Expenditure	42,937,329,720.00	8,683,208,319.26	8,683,208,319.26	20.2%	34,254,121,400.74
010000000000	Administration Sector	10,250,234,800.00	2,793,023,622.03	2,793,023,622.03	27.2%	7,457,211,177.97
011100000000	Governor's Office	405,697,020.00	53,511,952.49	53,511,952.49	13.2%	352,185,067.51
011100100100	Office of the Executive Governor	383,605,700.00	48,506,619.89	48,506,619.89	12.6%	335,099,080.11
011100100200	Office of the Deputy Governor	22,091,320.00	5,005,332.60	5,005,332.60	22.7%	17,085,987.40
016100000000	Office of the Secretary to the State Government	265,273,950.00	36,620,671.34	36,620,671.34	13.8%	228,653,278.66
016100100100	Office of the Secretary to the State Government	204,624,250.00	20,963,716.52	20,963,716.52	10.2%	183,660,533.48
016102100100	Enugu State Liaison Office, Lagos	35,028,150.00	9,316,754.37	9,316,754.37	26.6%	25,711,395.63
016102100200	Enugu State Liaison Office, Abuja	25,621,550.00	6,340,200.45	6,340,200.45	24.7%	19,281,349.55
011200000000	Enugu State House of Assembly (The Legislature)	262,818,850.00	63,869,122.51	63,869,122.51	24.3%	198,949,727.49
011200300100	Enugu State House of Assembly (The Legislature)	262,818,850.00	63,869,122.51	63,869,122.51	24.3%	198,949,727.49
012300000000	Ministry of Information	265,318,140.00	32,123,345.57	32,123,345.57	12.1%	233,194,794.43
012300100100	Ministry of Information	105,967,770.00	25,488,846.09	25,488,846.09	24.1%	80,478,923.91
012300300100	Enugu State Broadcasting Service - Radio/TV ESBS/TV	97,982,340.00	-	-	0.0%	97,982,340.00
012301300100	Government Printing and Stationery Dept. (Govt. Press)	30,198,150.00	6,634,499.48	6,634,499.48	22.0%	23,563,650.52
012305500100	Enugu State Printing and Publishing Company (Daily Star)	31,169,880.00	-	-	0.0%	31,169,880.00
012500000000	Office of the Head of State Civil Service	8,753,358,730.00	2,537,420,551.23	2,537,420,551.23	29.0%	6,215,938,178.77
012500100100	Office of the Head of State Civil Service	8,753,358,730.00	2,537,420,551.23	2,537,420,551.23	29.0%	6,215,938,178.77
014000000000	Auditor General	70,765,380.00	16,002,717.18	16,002,717.18	22.6%	54,762,662.82
014000100100	Office of the State Auditor General	45,184,510.00	10,518,722.91	10,518,722.91	23.3%	34,665,787.09
014000200100	Office of the Auditor General for Local Government	25,580,870.00	5,483,994.27	5,483,994.27	21.4%	20,096,875.73
014700000000	Civil Service Commission (CSC)	65,474,300.00	13,374,181.38	13,374,181.38	20.4%	52,100,118.62
014700100100	Civil Service Commission	65,474,300.00	13,374,181.38	13,374,181.38	20.4%	52,100,118.62
014900000000	Local Government Service Commission	24,731,670.00	5,305,209.24	5,305,209.24	21.5%	19,426,460.76
014900100100	Local Government Service Commission	24,731,670.00	5,305,209.24	5,305,209.24	21.5%	19,426,460.76
014800000000	Enugu State Independent Electoral Commission	79,870,510.00	20,644,517.79	20,644,517.79	25.8%	59,225,992.21
014800100100	Enugu State Independent Electoral Commission	79,870,510.00	20,644,517.79	20,644,517.79	25.8%	59,225,992.21
016300000000	Ministry of Inter Ministerial Affairs	13,468,790.00	3,122,390.60	3,122,390.60	23.2%	10,346,399.40
016300100100	Ministry of Inter Ministerial Affairs	13,468,790.00	3,122,390.60	3,122,390.60	23.2%	10,346,399.40
016600000000	Ministry of Human Capital Development and Poverty Reduction	27,118,670.00	6,743,829.60	6,743,829.60	24.9%	20,374,840.40
016600100100	Ministry of Human Capital Development and Poverty Reduction	27,118,670.00	6,743,829.60	6,743,829.60	24.9%	20,374,840.40
016700000000	Ministry of Special Duties & Intergovernmental Affairs	16,338,790.00	4,285,133.10	4,285,133.10	26.2%	12,053,656.90
016700100100	Ministry of Special Duties & Intergovernmental Affairs	16,338,790.00	4,285,133.10	4,285,133.10	26.2%	12,053,656.90
020000000000	Economic Sector	3,247,886,640.00	565,820,158.65	565,820,158.65	17.4%	2,682,066,481.35
021500000000	Ministry of Agriculture and Natural Resources	541,266,590.00	115,563,392.06	115,563,392.06	21.4%	425,703,197.94
021500100100	Ministry of Agriculture and Natural Resources	541,266,590.00	115,563,392.06	115,563,392.06	21.4%	425,703,197.94
022000000000	Ministry of Finance and Economic Development	1,037,991,130.00	123,144,925.12	123,144,925.12	11.9%	914,846,204.88
022000100100	Ministry of Finance and Economic Development	281,433,830.00	66,356,761.38	66,356,761.38	23.6%	215,077,068.62
022000700100	Office of the State Accountant- General	515,000,000.00	-	-	0.0%	515,000,000.00
022000800100	Board of Internal Revenue	220,310,440.00	51,811,434.94	51,811,434.94	23.5%	168,499,005.06
022001200100	Enugu State Gaming Commission	21,246,860.00	4,976,728.80	4,976,728.80	23.4%	16,270,131.20
022200000000	Ministry of Commerce and Industry	165,239,530.00	36,668,343.63	36,668,343.63	22.2%	128,571,186.37
022200100100	Ministry of Commerce and Industry	165,239,530.00	36,668,343.63	36,668,343.63	22.2%	128,571,186.37
022700000000	Ministry of Labour and Productivity	14,841,390.00	4,688,530.98	4,688,530.98	31.6%	10,152,859.02
022700100100	Ministry of Labour and Productivity	14,841,390.00	4,688,530.98	4,688,530.98	31.6%	10,152,859.02

Code	Administrative Unit	2023 Original Budget	2023 Q1 Performance	2023 Performance Year to Date (Q1)	% Performance Year to Date against 2023 Original Budget	Balance (against Original Budget)
022800000000	Ministry of Science and Technology	31,846,510.00	9,427,929.58	9,427,929.58	29.6%	22,418,580.42
022800100100	Ministry of Science and Technology	31,846,510.00	9,427,929.58	9,427,929.58	29.6%	22,418,580.42
022900000000	Ministry of Transport	229,294,420.00	44,216,822.64	44,216,822.64	19.3%	185,077,597.36
022900100100	Ministry of Transport	160,932,370.00	44,216,822.64	44,216,822.64	27.5%	116,715,547.36
022905300100	Enugu State Transport Company ENTRACO	11,226,410.00	-	-	0.0%	11,226,410.00
022905300200	Coal City Transport Services	57,135,640.00	-	-	0.0%	57,135,640.00
023400000000	Ministry of Works and Infrastructure	185,752,170.00	43,080,366.82	43,080,366.82	23.2%	142,671,803.18
023400100100	Ministry of Works and Infrastructure	185,752,170.00	43,080,366.82	43,080,366.82	23.2%	142,671,803.18
023600000000	Ministry of Culture and Tourism	101,214,150.00	17,600,284.44	17,600,284.44	17.4%	83,613,865.56
023600100100	Ministry of Culture and Tourism	69,301,170.00	17,600,284.44	17,600,284.44	25.4%	51,700,885.56
023600400100	Council for Arts and Culture	15,788,700.00	-	-	0.0%	15,788,700.00
023605200100	Tourism Board	16,124,280.00	-	-	0.0%	16,124,280.00
023800000000	State Economic Planning Commission	79,031,930.00	19,148,948.12	19,148,948.12	24.2%	59,882,981.88
023800100100	State Economic Planning Commission	35,802,080.00	8,191,815.96	8,191,815.96	22.9%	27,610,264.04
023800400100	State Bureau of Statistics	43,229,850.00	10,957,132.16	10,957,132.16	25.3%	32,272,717.84
025200000000	Ministry of Water Resources	277,351,370.00	11,862,970.56	11,862,970.56	4.3%	265,488,399.44
025200100100	Ministry of Water Resources	49,763,500.00	11,862,970.56	11,862,970.56	23.8%	37,900,529.44
025210200100	Enugu State Water Corporation	217,711,570.00	-	-	0.0%	217,711,570.00
025210300100	Enugu State Rural Water Supply and Sanitation Agency (ENRUWAS)	9,876,300.00	-	-	0.0%	9,876,300.00
025300000000	Ministry of Housing	29,088,370.00	7,382,156.13	7,382,156.13	25.4%	21,706,213.87
025300100100	Ministry of Housing	29,088,370.00	7,382,156.13	7,382,156.13	25.4%	21,706,213.87
025400000000	Ministry of Rural Development	200,406,960.00	36,969,595.88	36,969,595.88	18.4%	163,437,364.12
025400100100	Ministry of Rural Development	147,453,090.00	36,969,595.88	36,969,595.88	25.1%	110,483,494.12
025410300100	Rural Electrification Board (REB)	52,953,870.00	-	-	0.0%	52,953,870.00
026000000000	Ministry of Lands and Urban Development	326,726,660.00	89,056,745.79	89,056,745.79	27.3%	237,669,914.21
026000100100	Ministry of Lands and Urban Development	240,154,110.00	74,358,289.47	74,358,289.47	31.0%	165,795,820.53
026000100200	Office of the Surveyor General	86,572,550.00	14,698,456.32	14,698,456.32	17.0%	71,874,093.68
026400000000	Ministry of Budget and Planning	27,835,460.00	7,009,146.90	7,009,146.90	25.2%	20,826,313.10
026400100100	Ministry of Budget and Planning	27,835,460.00	7,009,146.90	7,009,146.90	25.2%	20,826,313.10
030000000000	Law and Justice Sector	1,836,655,520.00	451,300,461.54	451,300,461.54	24.6%	1,385,355,058.46
031800000000	The State Judiciary	1,330,116,110.00	326,775,712.06	326,775,712.06	24.6%	1,003,340,397.94
031801100100	Judicial Service Commission	6,700,480.00	1,281,471.24	1,281,471.24	19.1%	5,419,008.76
031805100100	Enugu State High Court	785,426,620.00	190,232,006.33	190,232,006.33	24.2%	595,194,613.67
031805200100	Customary Court of Appeal	537,989,010.00	135,262,234.49	135,262,234.49	25.1%	402,726,775.51
032600000000	Ministry of Justice	506,539,410.00	124,524,749.48	124,524,749.48	24.6%	382,014,660.52
032600100100	Ministry of Justice	506,539,410.00	124,524,749.48	124,524,749.48	24.6%	382,014,660.52
040000000000	Regional	71,921,600.00	9,212,269.92	9,212,269.92	12.8%	62,709,330.08
043700000000	Ministry of Capital Territory Development	71,921,600.00	9,212,269.92	9,212,269.92	12.8%	62,709,330.08
043700100100	Enugu Capital Territory Development Authority	71,921,600.00	9,212,269.92	9,212,269.92	12.8%	62,709,330.08
050000000000	Social Sector	27,530,631,160.00	4,863,851,807.12	4,863,851,807.12	17.7%	22,666,779,352.88
051300000000	Ministry of Youth and Sport	340,691,430.00	21,093,119.59	21,093,119.59	6.2%	319,598,310.41
051300100100	Ministry of Youth and Sport	95,178,120.00	21,093,119.59	21,093,119.59	22.2%	74,085,000.41
051300200100	Rangers Management Corporation	245,513,310.00	-	-	0.0%	245,513,310.00
051400000000	Ministry of Gender Affairs and Social Development	76,927,770.00	19,850,930.42	19,850,930.42	25.8%	57,076,839.58
051400100100	Ministry of Gender Affairs and Social Development	76,927,770.00	19,850,930.42	19,850,930.42	25.8%	57,076,839.58
051700000000	Ministry of Education	19,046,798,180.00	2,802,901,271.80	2,802,901,271.80	14.7%	16,243,896,908.20
051700100100	Ministry of Education	148,872,170.00	38,051,041.70	38,051,041.70	25.6%	110,821,128.30
051700300100	Enugu State Universal Basic Education Board	123,452,580.00	-	-	0.0%	123,452,580.00
051700800100	Enugu State Library Board	44,410,540.00	-	-	0.0%	44,410,540.00
051700900100	Examinations Development Centre	27,699,010.00	6,439,817.25	6,439,817.25	23.2%	21,259,192.75
051701800100	Enugu State Polytechnic Iwollo	216,356,650.00	-	-	0.0%	216,356,650.00
051701900100	Enugu State College of Education (Technical)	517,789,470.00	-	-	0.0%	517,789,470.00
051702600200	Enugu State University of Science and Technology (ESUT)	3,020,088,830.00	-	-	0.0%	3,020,088,830.00

Code	Administrative Unit	2023 Original Budget	2023 Q1 Performance	2023 Performance Year to Date (Q1)	% Performance Year to Date against 2023 Original Budget	Balance (against Original Budget)
051702700200	State University of Medical and Applied Sciences. Igbo- Eno (SUMAS)	1,953,136,750.00	-	-	0.0%	1,953,136,750.00
051703100100	Institute of Management and Technology (IMT)	1,424,185,430.00	-	-	0.0%	1,424,185,430.00
051705100100	Post-Primary Schools Management Board (PPSMB)	10,326,491,390.00	2,470,245,509.94	2,470,245,509.94	23.9%	7,856,245,880.06
051705400100	Enugu State Science Technical and Vocational Sch. Mgt. Board	1,244,315,360.00	288,164,902.91	288,164,902.91	23.2%	956,150,457.09
052100000000	Ministry of Health	7,430,324,570.00	1,980,800,689.07	1,980,800,689.07	26.7%	5,449,523,880.93
052100100100	Ministry of Health	771,317,220.00	221,602,260.50	221,602,260.50	28.7%	549,714,959.50
052102600100	ESUT Teaching Hospital ParkLane, Enugu	4,615,332,380.00	1,260,142,587.17	1,260,142,587.17	27.3%	3,355,189,792.83
052110200100	Enugu State Hospitals Management Board (SHB)	2,043,674,970.00	499,055,841.40	499,055,841.40	24.4%	1,544,619,128.60
053500000000	Ministry of Environment and Mineral Resources	268,034,130.00	26,076,023.10	26,076,023.10	9.7%	241,958,106.90
053500100100	Ministry of Environment and Mineral Resources	157,004,290.00	19,615,639.74	19,615,639.74	12.5%	137,388,650.26
053505300100	Enugu State Waste Management Authority (ESWAMA)	79,493,260.00	-	-	0.0%	79,493,260.00
053505300200	Forestry Commission	31,536,580.00	6,460,383.36	6,460,383.36	20.5%	25,076,196.64
055100000000	Ministry of Local Government	345,336,960.00	7,658,065.27	7,658,065.27	2.2%	337,678,894.73
055100100100	Ministry of Local Government	30,336,960.00	7,658,065.27	7,658,065.27	25.2%	22,678,894.73
055100500100	Local Government Pension Board	315,000,000.00	-	-	0.0%	315,000,000.00
056200000000	Ministry of Chieftaincy Matters	22,518,120.00	5,471,707.87	5,471,707.87	24.3%	17,046,412.13
056200100100	Ministry of Chieftaincy Matters	22,518,120.00	5,471,707.87	5,471,707.87	24.3%	17,046,412.13

Table 6: Overhead Expenditure by Administrative Classification

Enugu State Government Budget Performance Report 2023 Q1 - Overhead Expenditure by Administrative Classification

Code	Administrative Unit	2023 Original Budget	2023 Q1 Performance	2023 Performance Year to Date (Q1)	% Performance Year to Date against 2023 Original Budget	Balance (against Original Budget)
	Total Overhead Expenditure	33,368,069,650.00	-	-	0.0%	33,368,069,650.00
010000000000	Administration Sector	19,255,206,950.00	-	-	0.0%	19,255,206,950.00
011100000000	Governor's Office	14,668,590,300.00	-	-	0.0%	14,668,590,300.00
011100100100	Office of the Executive Governor	13,989,790,000.00	-	-	0.0%	13,989,790,000.00
011100100200	Office of the Deputy Governor	446,390,300.00	-	-	0.0%	446,390,300.00
011100300100	Boundary Adjustment Commission	6,000,000.00	-	-	0.0%	6,000,000.00
011100800100	Enugu State Emergency Management Agency	92,000,000.00	-	-	0.0%	92,000,000.00
011100900100	Council for Privatization and Commercialization	18,500,000.00	-	-	0.0%	18,500,000.00
011101000100	Dept of Due Process and Budget Monitoring	27,000,000.00	-	-	0.0%	27,000,000.00
011101600200	Economic Affairs Unit	4,850,000.00	-	-	0.0%	4,850,000.00
011101800100	Enugu State Social Investment Agency	5,000,000.00	-	-	0.0%	5,000,000.00
011103300100	Enugu State Action Committee on Aids (ENSACA)	25,980,000.00	-	-	0.0%	25,980,000.00
011110100100	Project Development and Implementation Dept.	19,370,000.00	-	-	0.0%	19,370,000.00
011118400100	Volunteer Service Agency	2,450,000.00	-	-	0.0%	2,450,000.00
011105200100	Performance Improvement Bureau (PIB)/SERVICOM	26,400,000.00	-	-	0.0%	26,400,000.00
011105200200	State Focal Office World Bank Development Partner	4,860,000.00	-	-	0.0%	4,860,000.00
016100000000	Office of the Secretary to the State Government	1,297,079,000.00	-	-	0.0%	1,297,079,000.00
016100100100	Office of the Secretary to the State Government	597,909,000.00	-	-	0.0%	597,909,000.00
016100200100	Economic Affairs and Parastatals	3,500,000.00	-	-	0.0%	3,500,000.00
016101600100	Enugu State Economic Development Department	3,500,000.00	-	-	0.0%	3,500,000.00
016102100100	Enugu State Liaison Office, Lagos	39,620,000.00	-	-	0.0%	39,620,000.00
016102100200	Enugu State Liaison Office, Abuja	75,900,000.00	-	-	0.0%	75,900,000.00
016103700100	Muslim Pilgrims Board	67,600,000.00	-	-	0.0%	67,600,000.00
016103800100	Christian Pilgrims Board	509,050,000.00	-	-	0.0%	509,050,000.00
011200000000	Enugu State House of Assembly (The Legislature)	1,941,050,000.00	-	-	0.0%	1,941,050,000.00
011200300100	Enugu State House of Assembly (The Legislature)	1,941,050,000.00	-	-	0.0%	1,941,050,000.00
012300000000	Ministry of Information	255,820,000.00	-	-	0.0%	255,820,000.00
012300100100	Ministry of Information	38,770,000.00	-	-	0.0%	38,770,000.00
012300300100	Enugu State Broadcasting Service - Radio/TV ESBS/TV	180,200,000.00	-	-	0.0%	180,200,000.00
012301300100	Government Printing and Stationery Dept. (Govt. Press)	4,150,000.00	-	-	0.0%	4,150,000.00
012305500100	Enugu State Printing and Publishing Company (Daily Star)	32,700,000.00	-	-	0.0%	32,700,000.00
012500000000	Office of the Head of State Civil Service	277,830,000.00	-	-	0.0%	277,830,000.00
012500100100	Office of the Head of State Civil Service	273,300,000.00	-	-	0.0%	273,300,000.00
012500500100	Establishment, Pension and Training	2,650,000.00	-	-	0.0%	2,650,000.00
012500500200	Public Service Department	1,880,000.00	-	-	0.0%	1,880,000.00
014000000000	Auditor General	86,835,000.00	-	-	0.0%	86,835,000.00
014000100100	Office of the State Auditor General	75,525,000.00	-	-	0.0%	75,525,000.00
014000200100	Office of the Auditor General for Local Government	11,310,000.00	-	-	0.0%	11,310,000.00
014700000000	Civil Service Commission (CSC)	59,365,900.00	-	-	0.0%	59,365,900.00
014700100100	Civil Service Commission	59,365,900.00	-	-	0.0%	59,365,900.00
014900000000	Local Government Service Commission	5,000,000.00	-	-	0.0%	5,000,000.00
014900100100	Local Government Service Commission	5,000,000.00	-	-	0.0%	5,000,000.00
014800000000	Enugu State Independent Electoral Commission	121,521,750.00	-	-	0.0%	121,521,750.00
014800100100	Enugu State Independent Electoral Commission	121,521,750.00	-	-	0.0%	121,521,750.00
016300000000	Ministry of Inter Ministerial Affairs	496,810,000.00	-	-	0.0%	496,810,000.00
016300100100	Ministry of Inter Ministerial Affairs	496,810,000.00	-	-	0.0%	496,810,000.00
016600000000	Ministry of Human Capital Development and Poverty Reduction	40,825,000.00	-	-	0.0%	40,825,000.00
016600100100	Ministry of Human Capital Development and Poverty Reduction	40,825,000.00	-	-	0.0%	40,825,000.00

Code	Administrative Unit	2023 Original Budget	2023 Q1 Performance	2023 Performance Year to Date (Q1)	% Performance Year to Date against 2023 Original Budget	Balance (against Original Budget)
016700000000	Ministry of Special Duties & Inergovernmental Affairs	4,480,000.00	-	-	0.0%	4,480,000.00
016700100100	Ministry of Special Duties & Inergovernmental Affairs	4,480,000.00	-	-	0.0%	4,480,000.00
020000000000	Economic Sector	5,901,045,600.00	-	-	0.0%	5,901,045,600.00
021500000000	Ministry of Agriculture and Natural Resources	92,300,000.00	-	-	0.0%	92,300,000.00
021500100100	Ministry of Agriculture and Natural Resources	81,400,000.00	-	-	0.0%	81,400,000.00
021502600100	Veterinary School, Achi	2,700,000.00	-	-	0.0%	2,700,000.00
021510200100	Enugu State Agricultural Development Programme (ENADEP)	5,800,000.00	-	-	0.0%	5,800,000.00
021510400100	Fertilizer Procurement and Distribution Company Ltd	2,400,000.00	-	-	0.0%	2,400,000.00
022000000000	Ministry of Finance and Economic Development	3,057,175,000.00	-	-	0.0%	3,057,175,000.00
022000100100	Ministry of Finance and Economic Development	286,155,000.00	-	-	0.0%	286,155,000.00
022000700100	Office of the State Accountant- General	1,806,510,000.00	-	-	0.0%	1,806,510,000.00
022000800100	Board of Internal Revenue	959,610,000.00	-	-	0.0%	959,610,000.00
022001200100	Enugu State Gaming Commission	4,900,000.00	-	-	0.0%	4,900,000.00
022200000000	Ministry of Commerce and Industry	218,850,000.00	-	-	0.0%	218,850,000.00
022200100100	Ministry of Commerce and Industry	30,760,000.00	-	-	0.0%	30,760,000.00
022201700100	Enugu State Investment Development Authority	11,070,000.00	-	-	0.0%	11,070,000.00
022201800100	Small and Medium Scale Enterprises Promotion	174,020,000.00	-	-	0.0%	174,020,000.00
022201900100	Enugu Marketing Company	3,000,000.00	-	-	0.0%	3,000,000.00
022700000000	Ministry of Labour and Productivity	17,430,000.00	-	-	0.0%	17,430,000.00
022700100100	Ministry of Labour and Productivity	17,430,000.00	-	-	0.0%	17,430,000.00
022800000000	Ministry of Science and Technology	48,610,000.00	-	-	0.0%	48,610,000.00
022800100100	Ministry of Science and Technology	48,610,000.00	-	-	0.0%	48,610,000.00
022900000000	Ministry of Transport	158,350,600.00	-	-	0.0%	158,350,600.00
022900100100	Ministry of Transport	42,600,000.00	-	-	0.0%	42,600,000.00
022905300100	Enugu State Transport Company ENTRACO	6,700,000.00	-	-	0.0%	6,700,000.00
022905300200	Coal City Transport Services	109,050,600.00	-	-	0.0%	109,050,600.00
023400000000	Ministry of Works and Infrastructure	906,300,000.00	-	-	0.0%	906,300,000.00
023400100100	Ministry of Works and Infrastructure	906,300,000.00	-	-	0.0%	906,300,000.00
023600000000	Ministry of Culture and Tourism	28,120,000.00	-	-	0.0%	28,120,000.00
023600100100	Ministry of Culture and Tourism	18,000,000.00	-	-	0.0%	18,000,000.00
023600400100	Council for Arts and Culture	2,350,000.00	-	-	0.0%	2,350,000.00
023605200100	Tourism Board	7,770,000.00	-	-	0.0%	7,770,000.00
023800000000	State Economic Planning Commission	184,770,000.00	-	-	0.0%	184,770,000.00
023800100100	State Economic Planning Commission	33,200,000.00	-	-	0.0%	33,200,000.00
023800400100	State Bureau of Statistics	151,570,000.00	-	-	0.0%	151,570,000.00
025200000000	Ministry of Water Resources	401,740,000.00	-	-	0.0%	401,740,000.00
025200100100	Ministry of Water Resources	22,300,000.00	-	-	0.0%	22,300,000.00
025210200100	Enugu State Water Corporation	369,810,000.00	-	-	0.0%	369,810,000.00
025210300100	Enugu State Rural Water Supply and Sanitation Agency (ENRUWAS)	5,430,000.00	-	-	0.0%	5,430,000.00
025210400100	Small Town Water and Sanitation Agency	4,200,000.00	-	-	0.0%	4,200,000.00
025300000000	Ministry of Housing	13,760,000.00	-	-	0.0%	13,760,000.00
025300100100	Ministry of Housing	13,760,000.00	-	-	0.0%	13,760,000.00
025400000000	Ministry of Rural Development	412,940,000.00	-	-	0.0%	412,940,000.00
025400100100	Ministry of Rural Development	38,760,000.00	-	-	0.0%	38,760,000.00
025400100200	Community Development Council	2,850,000.00	-	-	0.0%	2,850,000.00
025400700100	Fire Service Department	55,930,000.00	-	-	0.0%	55,930,000.00
025410300100	Rural Electrification Board (REB)	315,400,000.00	-	-	0.0%	315,400,000.00
026000000000	Ministry of Lands and Urban Development	59,800,000.00	-	-	0.0%	59,800,000.00
026000100100	Ministry of Lands and Urban Development	27,100,000.00	-	-	0.0%	27,100,000.00
026000100200	Office of the Surveyor General	32,700,000.00	-	-	0.0%	32,700,000.00
026400000000	Ministry of Budget and Planning	300,900,000.00	-	-	0.0%	300,900,000.00
026400100100	Ministry of Budget and Planning	300,900,000.00	-	-	0.0%	300,900,000.00

Code	Administrative Unit	2023 Original Budget	2023 Q1 Performance	2023 Performance Year to Date (Q1)	% Performance Year to Date against 2023 Original Budget	Balance (against Original Budget)
030000000000	Law and Justice Sector	1,234,870,000.00	-	-	0.0%	1,234,870,000.00
031800000000	The State Judiciary	902,100,000.00	-	-	0.0%	902,100,000.00
031801100100	Judicial Service Commission	135,200,000.00	-	-	0.0%	135,200,000.00
031805100100	Enugu State High Court	630,100,000.00	-	-	0.0%	630,100,000.00
031805200100	Customary Court of Appeal	136,800,000.00	-	-	0.0%	136,800,000.00
032600000000	Ministry of Justice	332,770,000.00	-	-	0.0%	332,770,000.00
032600100100	Ministry of Justice	300,020,000.00	-	-	0.0%	300,020,000.00
032600300100	Legal Aids Council	2,600,000.00	-	-	0.0%	2,600,000.00
032600700100	Citizens' Rights and Mediation Centre	10,000,000.00	-	-	0.0%	10,000,000.00
032601200100	Administrator-General/Public Trustees	2,450,000.00	-	-	0.0%	2,450,000.00
032601300100	Enugu State Justice Reform Team	17,700,000.00	-	-	0.0%	17,700,000.00
040000000000	Regional	64,060,000.00	-	-	0.0%	64,060,000.00
043700000000	Ministry of Capital Territory Development	64,060,000.00	-	-	0.0%	64,060,000.00
043700100100	Enugu Capital Territory Development Authority	64,060,000.00	-	-	0.0%	64,060,000.00
050000000000	Social Sector	6,912,887,100.00	-	-	0.0%	6,912,887,100.00
051300000000	Ministry of Youth and Sport	736,780,000.00	-	-	0.0%	736,780,000.00
051300100100	Ministry of Youth and Sport	148,160,000.00	-	-	0.0%	148,160,000.00
051300200100	Rangers Management Corporation	262,400,000.00	-	-	0.0%	262,400,000.00
051305500100	Youths Sports Federation of Nigeria -YSFON	2,820,000.00	-	-	0.0%	2,820,000.00
051305600100	National Youth Service Corp (NYSC)	320,700,000.00	-	-	0.0%	320,700,000.00
051305700100	Games Village Awgu	2,700,000.00	-	-	0.0%	2,700,000.00
051400000000	Ministry of Gender Affairs and Social Development	175,400,000.00	-	-	0.0%	175,400,000.00
051400100100	Ministry of Gender Affairs and Social Development	162,450,000.00	-	-	0.0%	162,450,000.00
051400200100	Vocational and Rehabilitation Centre, Emene	2,900,000.00	-	-	0.0%	2,900,000.00
051405500100	Remand Home	2,700,000.00	-	-	0.0%	2,700,000.00
051405600100	Family Support Programme Center	2,900,000.00	-	-	0.0%	2,900,000.00
051405700100	Skills Acquisition Center, Uwani	1,850,000.00	-	-	0.0%	1,850,000.00
051405900100	Social Welfare centre, Emene	2,600,000.00	-	-	0.0%	2,600,000.00
051700000000	Ministry of Education	3,722,377,100.00	-	-	0.0%	3,722,377,100.00
051700100100	Ministry of Education	64,320,000.00	-	-	0.0%	64,320,000.00
051700300100	Enugu State Universal Basic Education Board	196,500,000.00	-	-	0.0%	196,500,000.00
051700800100	Enugu State Library Board	3,780,000.00	-	-	0.0%	3,780,000.00
051700900100	Examinations Development Centre	300,800,000.00	-	-	0.0%	300,800,000.00
051701000100	Agency for Mass Literacy	2,510,000.00	-	-	0.0%	2,510,000.00
051701000200	Special Education Centre, Oji-River	7,460,000.00	-	-	0.0%	7,460,000.00
051701000300	Special Education Centre, Ogbete	10,860,000.00	-	-	0.0%	10,860,000.00
051701800100	Enugu State Polytechnic Iwollo	187,100,000.00	-	-	0.0%	187,100,000.00
051701900100	Enugu State College of Education (Technical)	67,717,100.00	-	-	0.0%	67,717,100.00
051702600200	Enugu State University of Science and Technology (ESUT)	1,129,330,000.00	-	-	0.0%	1,129,330,000.00
051702600300	ESUTH College of Medicine (Teaching Hospital)	58,940,000.00	-	-	0.0%	58,940,000.00
051702700200	State University of Medical and Applied Sciences. Igbo- Eno (SUMAS)	629,900,000.00	-	-	0.0%	629,900,000.00
051703100100	Institute of Management and Technology (IMT)	487,780,000.00	-	-	0.0%	487,780,000.00
051705100100	Post-Primary Schools Management Board (PPSMB)	35,230,000.00	-	-	0.0%	35,230,000.00
051705400100	Enugu State Science Technical and Vocational Sch. Mgt. Board	46,400,000.00	-	-	0.0%	46,400,000.00
051705600100	Enugu State Scholarship and Education Loans Board	493,750,000.00	-	-	0.0%	493,750,000.00
052100000000	Ministry of Health	1,189,560,000.00	-	-	0.0%	1,189,560,000.00
052100100100	Ministry of Health	173,560,000.00	-	-	0.0%	173,560,000.00
052100300100	Enugu State Primary Health Care Development Agency	107,100,000.00	-	-	0.0%	107,100,000.00
052100200100	Enugu State Agency for Universal Health Coverage	10,800,000.00	-	-	0.0%	10,800,000.00
052102600100	ESUT Teaching Hospital ParkLane, Enugu	849,840,000.00	-	-	0.0%	849,840,000.00
052110200100	Enugu State Hospitals Management Board (SHB)	48,260,000.00	-	-	0.0%	48,260,000.00

Code	Administrative Unit	2023 Original Budget	2023 Q1 Performance	2023 Performance Year to Date (Q1)	% Performance Year to Date against 2023 Original Budget	Balance (against Original Budget)
05350000000	Ministry of Environment and Mineral Resources	1,008,760,000.00	-	-	0.0%	1,008,760,000.00
053500100100	Ministry of Environment and Mineral Resources	975,260,000.00	-	-	0.0%	975,260,000.00
053505300100	Enugu State Waste Management Authority (ESWAMA)	23,830,000.00	-	-	0.0%	23,830,000.00
053505300200	Forestry Commission	3,510,000.00	-	-	0.0%	3,510,000.00
053505400100	Enugu State Structures for Signage and Advertisement Agency	6,160,000.00	-	-	0.0%	6,160,000.00
05510000000	Ministry of Local Government	16,410,000.00	-	-	0.0%	16,410,000.00
055100100100	Ministry of Local Government	6,110,000.00	-	-	0.0%	6,110,000.00
055100500100	Local Government Pension Board	10,300,000.00	-	-	0.0%	10,300,000.00
05620000000	Ministry of Chieftaincy Matters	63,600,000.00	-	-	0.0%	63,600,000.00
056200100100	Ministry of Chieftaincy Matters	63,600,000.00	-	-	0.0%	63,600,000.00

Table 7: Capital Expenditure by Administrative Classification

Enugu State Government Budget Performance Report 2023 Q1 - Capital Expenditure by Administrative Classification

Code	Administrative Unit	2023 Original Budget	2023 Q1 Performance	2023 Performance Year to Date (Q1)	% Performance Year to Date against 2023 Original Budget	Balance (against Original Budget)
	Total Capital Expenditure	84,698,617,400.00	2,979,485,520.94	2,979,485,520.94	3.5%	81,719,131,879.06
010000000000	Administration Sector	11,183,888,000.00	1,116,131,082.02	1,116,131,082.02	10.0%	10,067,756,917.98
011100000000	Governor's Office	3,362,200,000.00	327,122,780.00	327,122,780.00	9.7%	3,035,077,220.00
011100100100	Office of the Executive Governor	3,038,500,000.00	327,122,780.00	327,122,780.00	10.8%	2,711,377,220.00
011100100200	Office of the Deputy Governor	85,000,000.00	-	-	0.0%	85,000,000.00
011100800100	Enugu State Emergency Management Agency	128,800,000.00	-	-	0.0%	128,800,000.00
011101000100	Dept of Due Process and Budget Monitoring	21,500,000.00	-	-	0.0%	21,500,000.00
011103300100	Enugu State Action Committee on Aids (ENSACA)	52,400,000.00	-	-	0.0%	52,400,000.00
011118400100	Volunteer Service Agency	36,000,000.00	-	-	0.0%	36,000,000.00
016100000000	Office of the Secretary to the State Government	1,590,500,000.00	578,920,000.00	578,920,000.00	36.4%	1,011,580,000.00
016100100100	Office of the Secretary to the State Government	1,590,500,000.00	578,920,000.00	578,920,000.00	36.4%	1,011,580,000.00
011200000000	Enugu State House of Assembly (The Legislature)	4,404,000,000.00	-	-	0.0%	4,404,000,000.00
011200300100	Enugu State House of Assembly (The Legislature)	3,782,750,000.00	-	-	0.0%	3,782,750,000.00
011200400100	Enugu State House of Assembly Service Commission	621,250,000.00	-	-	0.0%	621,250,000.00
012300000000	Ministry of Information	416,449,000.00	187,890,002.02	187,890,002.02	45.1%	228,558,997.98
012300100100	Ministry of Information	48,440,000.00	-	-	0.0%	48,440,000.00
012300300100	Enugu State Broadcasting Service - Radio/TV ESBS/TV	34,069,000.00	-	-	0.0%	34,069,000.00
012301300100	Government Printing and Stationery Dept. (Govt. Press)	313,000,000.00	187,890,002.02	187,890,002.02	60.0%	125,109,997.98
012305500100	Enugu State Printing and Publishing Company (Daily Star)	20,940,000.00	-	-	0.0%	20,940,000.00
012500000000	Office of the Head of State Civil Service	248,737,000.00	-	-	0.0%	248,737,000.00
012500100100	Office of the Head of State Civil Service	240,700,000.00	-	-	0.0%	240,700,000.00
012500500100	Establishment, Pension and Training	2,920,000.00	-	-	0.0%	2,920,000.00
012500500200	Public Service Department	1,450,000.00	-	-	0.0%	1,450,000.00
012500500300	Performance Improvement Bureau	3,667,000.00	-	-	0.0%	3,667,000.00
014000000000	Auditor General	178,260,000.00	-	-	0.0%	178,260,000.00
014000100100	Office of the State Auditor General	86,660,000.00	-	-	0.0%	86,660,000.00
014000200100	Office of the Auditor General for Local Government	91,600,000.00	-	-	0.0%	91,600,000.00
014700000000	Civil Service Commission (CSC)	71,730,000.00	22,198,300.00	22,198,300.00	30.9%	49,531,700.00
014700100100	Civil Service Commission	71,730,000.00	22,198,300.00	22,198,300.00	30.9%	49,531,700.00
014900000000	Local Government Service Commission	42,400,000.00	-	-	0.0%	42,400,000.00
014900100100	Local Government Service Commission	42,400,000.00	-	-	0.0%	42,400,000.00
014800000000	Enugu State Independent Electoral Commission	43,602,000.00	-	-	0.0%	43,602,000.00
014800100100	Enugu State Independent Electoral Commission	43,602,000.00	-	-	0.0%	43,602,000.00
016300000000	Ministry of Inter Ministerial Affairs	603,860,000.00	-	-	0.0%	603,860,000.00
016300100100	Ministry of Inter Ministerial Affairs	603,860,000.00	-	-	0.0%	603,860,000.00
016600000000	Ministry of Human Capital Development and Poverty Reduction	209,650,000.00	-	-	0.0%	209,650,000.00
016600100100	Ministry of Human Capital Development and Poverty Reduction	209,650,000.00	-	-	0.0%	209,650,000.00
016700000000	Ministry of Special Duties & Intergovernmental Affairs	12,500,000.00	-	-	0.0%	12,500,000.00
016700100100	Ministry of Special Duties & Intergovernmental Affairs	12,500,000.00	-	-	0.0%	12,500,000.00
020000000000	Economic Sector	47,807,638,800.00	1,741,303,907.70	1,741,303,907.70	3.6%	46,066,334,892.30
021500000000	Ministry of Agriculture and Natural Resources	5,185,289,800.00	-	-	0.0%	5,185,289,800.00
021500100100	Ministry of Agriculture and Natural Resources	430,000,000.00	-	-	0.0%	430,000,000.00
021510200100	Enugu State Agricultural Development Programme (ENADEP)	66,500,000.00	-	-	0.0%	66,500,000.00
021510700100	Enugu State FADAM Project	1,005,789,800.00	-	-	0.0%	1,005,789,800.00
021510700200	Enugu State FGN/IFAD Agency	183,000,000.00	-	-	0.0%	183,000,000.00
021510700300	Enugu State APPEALS Agency	3,500,000,000.00	-	-	0.0%	3,500,000,000.00

Code	Administrative Unit	2023 Original Budget	2023 Q1 Performance	2023 Performance Year to Date (Q1)	% Performance Year to Date against 2023 Original Budget	Balance (against Original Budget)
022000000000	Ministry of Finance and Economic Development	1,462,070,000.00	2,000,000.00	2,000,000.00	0.1%	1,460,070,000.00
022000100100	Ministry of Finance and Economic Development	239,500,000.00	-	-	0.0%	239,500,000.00
022000700100	Office of the State Accountant- General	1,067,170,000.00	-	-	0.0%	1,067,170,000.00
022000800100	Board of Internal Revenue	140,800,000.00	-	-	0.0%	140,800,000.00
022001200100	Enugu State Gaming Commission	14,600,000.00	2,000,000.00	2,000,000.00	13.7%	12,600,000.00
022200000000	Ministry of Commerce and Industry	994,023,000.00	-	-	0.0%	994,023,000.00
022200100100	Ministry of Commerce and Industry	183,900,000.00	-	-	0.0%	183,900,000.00
022201700100	Enugu State Investment Development Authority	152,000,000.00	-	-	0.0%	152,000,000.00
022201800100	Small and Medium Scale Enterprises Promotion	555,000,000.00	-	-	0.0%	555,000,000.00
022201900100	Enugu Marketing Company	103,123,000.00	-	-	0.0%	103,123,000.00
022700000000	Ministry of Labour and Productivity	25,570,000.00	-	-	0.0%	25,570,000.00
022700100100	Ministry of Labour and Productivity	25,570,000.00	-	-	0.0%	25,570,000.00
022800000000	Ministry of Science and Technology	769,800,000.00	-	-	0.0%	769,800,000.00
022800100100	Ministry of Science and Technology	769,800,000.00	-	-	0.0%	769,800,000.00
022900000000	Ministry of Transport	747,907,000.00	-	-	0.0%	747,907,000.00
022900100100	Ministry of Transport	247,000,000.00	-	-	0.0%	247,000,000.00
022905300100	Enugu State Transport Company ENTRACO	49,000,000.00	-	-	0.0%	49,000,000.00
022905300200	Coal City Transport Services	451,907,000.00	-	-	0.0%	451,907,000.00
023400000000	Ministry of Works and Infrastructure	26,631,504,000.00	1,618,879,143.70	1,618,879,143.70	6.1%	25,012,624,856.30
023400100100	Ministry of Works and Infrastructure	26,231,504,000.00	1,618,879,143.70	1,618,879,143.70	6.2%	24,612,624,856.30
023410200100	Rural Access Mobility Project (RAMP)	400,000,000.00	-	-	0.0%	400,000,000.00
023600000000	Ministry of Culture and Tourism	464,750,000.00	-	-	0.0%	464,750,000.00
023600100100	Ministry of Culture and Tourism	66,000,000.00	-	-	0.0%	66,000,000.00
023600400100	Council for Arts and Culture	190,000,000.00	-	-	0.0%	190,000,000.00
023605200100	Tourism Board	8,750,000.00	-	-	0.0%	8,750,000.00
023605200300	ZIK Monument Centre	200,000,000.00	-	-	0.0%	200,000,000.00
023800000000	State Economic Planning Commission	490,576,000.00	-	-	0.0%	490,576,000.00
023800100100	State Economic Planning Commission	346,176,000.00	-	-	0.0%	346,176,000.00
023800400100	State Bureau of Statistics	144,400,000.00	-	-	0.0%	144,400,000.00
025200000000	Ministry of Water Resources	5,559,000,000.00	13,700,000.00	13,700,000.00	0.2%	5,545,300,000.00
025200100100	Ministry of Water Resources	519,000,000.00	13,700,000.00	13,700,000.00	2.6%	505,300,000.00
025210200100	Enugu State Water Corporation	4,609,000,000.00	-	-	0.0%	4,609,000,000.00
025210300100	Enugu State Rural Water Supply and Sanitation Agency (ENRUWAS)	400,000,000.00	-	-	0.0%	400,000,000.00
025210400100	Small Town Water and Sanitation Agency	31,000,000.00	-	-	0.0%	31,000,000.00
025300000000	Ministry of Housing	440,230,000.00	-	-	0.0%	440,230,000.00
025300100100	Ministry of Housing	280,230,000.00	-	-	0.0%	280,230,000.00
025301000100	Enugu State Housing Development Corporation	160,000,000.00	-	-	0.0%	160,000,000.00
025400000000	Ministry of Rural Development	3,619,280,000.00	106,724,764.00	106,724,764.00	2.9%	3,512,555,236.00
025400100100	Ministry of Rural Development	1,500,000,000.00	-	-	0.0%	1,500,000,000.00
025400100200	Community Development Council	148,280,000.00	-	-	0.0%	148,280,000.00
025400700100	Fire Service Department	232,000,000.00	11,000,000.00	11,000,000.00	4.7%	221,000,000.00
025410200100	Community and Social Development Agency	1,000,000,000.00	-	-	0.0%	1,000,000,000.00
025410300100	Rural Electrification Board (REB)	739,000,000.00	95,724,764.00	95,724,764.00	13.0%	643,275,236.00
026000000000	Ministry of Lands and Urban Development	942,139,000.00	-	-	0.0%	942,139,000.00
026000100100	Ministry of Lands and Urban Development	676,099,000.00	-	-	0.0%	676,099,000.00
026000100200	Office of the Surveyor General	266,040,000.00	-	-	0.0%	266,040,000.00
026400000000	Ministry of Budget and Planning	475,500,000.00	-	-	0.0%	475,500,000.00
026400100100	Ministry of Budget and Planning	475,500,000.00	-	-	0.0%	475,500,000.00
030000000000	Law and Justice Sector	5,112,337,000.00	35,445,749.68	35,445,749.68	0.7%	5,076,891,250.32
031800000000	The State Judiciary	4,999,490,000.00	35,445,749.68	35,445,749.68	0.7%	4,964,044,250.32
031801100100	Judicial Service Commission	1,114,640,000.00	-	-	0.0%	1,114,640,000.00

Code	Administrative Unit	2023 Original Budget	2023 Q1 Performance	2023 Performance Year to Date (Q1)	% Performance Year to Date against 2023 Original Budget	Balance (against Original Budget)
031805100100	Enugu State High Court	2,584,200,000.00	33,445,749.68	33,445,749.68	1.3%	2,550,754,250.32
031805200100	Customary Court of Appeal	1,300,650,000.00	2,000,000.00	2,000,000.00	0.2%	1,298,650,000.00
032600000000	Ministry of Justice	112,847,000.00	-	-	0.0%	112,847,000.00
032600100100	Ministry of Justice	94,800,000.00	-	-	0.0%	94,800,000.00
032600700100	Citizens' Rights and Mediation Centre	14,920,000.00	-	-	0.0%	14,920,000.00
032601200100	Administrator-General/Public Trustees	3,127,000.00	-	-	0.0%	3,127,000.00
040000000000	Regional	446,000,000.00	6,003,000.00	6,003,000.00	1.3%	439,997,000.00
043700000000	Ministry of Capital Territory Development	446,000,000.00	6,003,000.00	6,003,000.00	1.3%	439,997,000.00
043700100100	Enugu Capital Territory Development Authority	446,000,000.00	6,003,000.00	6,003,000.00	1.3%	439,997,000.00
050000000000	Social Sector	20,148,753,600.00	80,601,781.54	80,601,781.54	0.4%	20,068,151,818.46
051300000000	Ministry of Youth and Sport	450,000,000.00	-	-	0.0%	450,000,000.00
051300100100	Ministry of Youth and Sport	410,000,000.00	-	-	0.0%	410,000,000.00
051300200100	Rangers Management Corporation	40,000,000.00	-	-	0.0%	40,000,000.00
051400000000	Ministry of Gender Affairs and Social Development	102,500,000.00	-	-	0.0%	102,500,000.00
051400100100	Ministry of Gender Affairs and Social Development	102,500,000.00	-	-	0.0%	102,500,000.00
051700000000	Ministry of Education	12,217,906,000.00	20,000,000.00	20,000,000.00	0.2%	12,197,906,000.00
051700100100	Ministry of Education	582,116,000.00	-	-	0.0%	582,116,000.00
051700300100	Enugu State Universal Basic Education Board	4,309,300,000.00	-	-	0.0%	4,309,300,000.00
051700800100	Enugu State Library Board	115,000,000.00	-	-	0.0%	115,000,000.00
051700900100	Examinations Development Centre	50,000,000.00	-	-	0.0%	50,000,000.00
051701000100	Agency for Mass Literacy	15,600,000.00	-	-	0.0%	15,600,000.00
051701800100	Enugu State Polytechnic Iwollo	1,003,500,000.00	-	-	0.0%	1,003,500,000.00
051701900100	Enugu State College of Education (Technical)	367,290,000.00	-	-	0.0%	367,290,000.00
051702600200	Enugu State University of Science and Technology (ESUT)	600,000,000.00	20,000,000.00	20,000,000.00	3.3%	580,000,000.00
051702700200	State University of Medical and Applied Sciences. Igbo- Eno (SUMAS)	3,869,000,000.00	-	-	0.0%	3,869,000,000.00
051703100100	Institute of Management and Technology (IMT)	271,000,000.00	-	-	0.0%	271,000,000.00
051705100100	Post-Primary Schools Management Board (PPSMB)	663,000,000.00	-	-	0.0%	663,000,000.00
051705400100	Enugu State Science Technical and Vocational Sch. Mgt. Board	364,100,000.00	-	-	0.0%	364,100,000.00
051705600100	Enugu State Scholarship and Education Loans Board	8,000,000.00	-	-	0.0%	8,000,000.00
052100000000	Ministry of Health	4,370,750,000.00	45,601,781.54	45,601,781.54	1.0%	4,325,148,218.46
052100100100	Ministry of Health	1,370,000,000.00	27,073,131.54	27,073,131.54	2.0%	1,342,926,868.46
052100300100	Enugu State Primary Health Care Development Agency	1,052,650,000.00	11,235,650.00	11,235,650.00	1.1%	1,041,414,350.00
052100200100	Enugu State Agency for Universal Health Coverage	449,600,000.00	-	-	0.0%	449,600,000.00
052102600100	ESUT Teaching Hospital ParkLane, Enugu	323,000,000.00	-	-	0.0%	323,000,000.00
052110200100	Enugu State Hospitals Management Board (SHB)	860,000,000.00	-	-	0.0%	860,000,000.00
052110300100	Enugu State College of Health Technology, Oji River	204,000,000.00	7,293,000.00	7,293,000.00	3.6%	196,707,000.00
052110300200	Enugu State College of Public Health Nursing/Health Technology, Nsukka	111,500,000.00	-	-	0.0%	111,500,000.00
053500000000	Ministry of Environment and Mineral Resources	2,815,997,600.00	-	-	0.0%	2,815,997,600.00
053500100100	Ministry of Environment and Mineral Resources	850,000,000.00	-	-	0.0%	850,000,000.00
053505300100	Enugu State Waste Management Authority (ESWAMA)	1,907,400,000.00	-	-	0.0%	1,907,400,000.00
053505300200	Forestry Commission	58,597,600.00	-	-	0.0%	58,597,600.00
055100000000	Ministry of Local Government	5,900,000.00	-	-	0.0%	5,900,000.00
055100100100	Ministry of Local Government	5,900,000.00	-	-	0.0%	5,900,000.00
056200000000	Ministry of Chieftaincy Matters	185,700,000.00	15,000,000.00	15,000,000.00	8.1%	170,700,000.00
056200100100	Ministry of Chieftaincy Matters	185,700,000.00	15,000,000.00	15,000,000.00	8.1%	170,700,000.00

Table 8: Other Expenditure by Administrative Classification

Enugu State Government Budget Performance Report 2023 Q1 - Other Expenditure by Administrative Classification

Code	Administrative Unit	2023 Original Budget	2023 Q1 Performance	2023 Performance Year to Date (Q1)	% Performance Year to Date against 2023 Original Budget	Balance (against Original Budget)
	<i>Total Other Expenditure</i>	<i>5,598,400,000.00</i>	<i>2,441,224,395.84</i>	<i>2,441,224,395.84</i>	<i>43.6%</i>	<i>3,157,175,604.16</i>
020000000000	Economic Sector	5,270,000,000.00	2,441,224,395.84	2,441,224,395.84	46.3%	2,828,775,604.16
022000000000	Ministry of Finance and Economic Development	5,270,000,000.00	2,441,224,395.84	2,441,224,395.84	46.3%	2,828,775,604.16
022000700100	Office of the State Accountant- General	5,270,000,000.00	2,441,224,395.84	2,441,224,395.84	46.3%	2,828,775,604.16
050000000000	Social Sector	328,400,000.00	-	-	0.0%	328,400,000.00
051700000000	Ministry of Education	328,400,000.00	-	-	0.0%	328,400,000.00
051701800100	Enugu State Polytechnic Iwollo	53,800,000.00	-	-	0.0%	53,800,000.00
051701900100	Enugu State College of Education (Technical)	41,600,000.00	-	-	0.0%	41,600,000.00
051702600200	Enugu State University of Science and Technology (ESUT)	20,500,000.00	-	-	0.0%	20,500,000.00
051703100100	Institute of Management and Techonology (IMT)	212,500,000.00	-	-	0.0%	212,500,000.00

2.E Expenditure by Economic Classification

Table 9: Total Expenditure by Economic Classification

Enugu State Government Budget Performance Report 2023 Q1 - Total Expenditure by Economic Classification

Code	Economic	2023 Original Budget	2023 Q1 Performance	2023 Performance Year to Date (Q1)	% Performance Year to Date against 2023 Original Budget	Balance (against Original Budget)
	Total Expenditure	166,602,416,770.00	14,103,918,236.04	14,103,918,236.04	8.5%	152,498,498,533.96
2	EXPENDITURES	166,602,416,770.00	14,103,918,236.04	14,103,918,236.04	8.5%	152,498,498,533.96
21	PERSONNEL COST	42,937,329,720.00	8,683,208,319.26	8,683,208,319.26	20.2%	34,254,121,400.74
2101	SALARY	24,823,115,772.00	4,471,024,773.58	4,471,024,773.58	18.0%	20,352,090,998.42
210101	SALARIES AND WAGES	24,823,115,772.00	4,471,024,773.58	4,471,024,773.58	18.0%	20,352,090,998.42
21010101	SALARY	23,286,070,402.00	4,070,614,803.86	4,070,614,803.86	17.5%	19,215,455,598.14
21010102	OVER TIME PAYMENTS	319,096,540.00	-	-	0.0%	319,096,540.00
21010103	CONSOLIDATED REVENUE FUND CHARGE- SALARIES	1,217,948,830.00	400,409,969.72	400,409,969.72	32.9%	817,538,860.28
2102	ALLOWANCES AND SOCIAL CONTRIBUTION	10,390,513,948.00	2,113,205,829.73	2,113,205,829.73	20.3%	8,277,308,118.27
210201	ALLOWANCES	10,355,229,758.00	2,113,205,829.73	2,113,205,829.73	20.4%	8,242,023,928.27
21020101	Housing/Rent Allowance	2,863,413,942.00	584,587,448.16	584,587,448.16	20.4%	2,278,826,493.84
21020102	Transport Allowance	217,682,958.00	45,862,473.66	45,862,473.66	21.1%	171,820,484.34
21020103	Meal Subsidy	304,893,532.00	42,080,405.04	42,080,405.04	13.8%	262,813,126.96
21020104	Utility Allowance	254,411,526.00	33,773,572.57	33,773,572.57	13.3%	220,637,953.43
21020105	Entertainment Allowance	214,139,690.00	6,748,169.02	6,748,169.02	3.2%	207,391,520.98
21020106	Leave allowances	18,419,356.00	3,736,325.10	3,736,325.10	20.3%	14,683,030.90
21020107	Domestic Staff Allowance	2,500,087,584.00	506,421,662.73	506,421,662.73	20.3%	1,993,665,921.27
21020108	Shift Duty Allowance	229,422,340.00	55,808,669.05	55,808,669.05	24.3%	173,613,670.95
21020109	Call Duties Allowances	951,515,500.00	225,291,493.39	225,291,493.39	23.7%	726,224,006.61
21020110	Clinical Duty Allowance	1,251,910.00	48,165.00	48,165.00	3.8%	1,203,745.00
21020111	Hazard Allowance	422,930,530.00	105,103,206.63	105,103,206.63	24.9%	317,827,323.37
21020112	Rural Posting Allowance	23,290,830.00	5,822,226.59	5,822,226.59	25.0%	17,468,603.41
21020113	Teaching Allowance	96,761,300.00	60,405,063.31	60,405,063.31	62.4%	36,356,236.69
21020114	Admin Allowance	2,767,230.00	552,996.60	552,996.60	20.0%	2,214,233.40
21020115	Arrears Allowances	561,603,790.00	103,690,522.29	103,690,522.29	18.5%	457,913,267.71
21020116	Secretarial Allowance	630.00	-	-	0.0%	630.00
21020119	Wardrobe Allowance	16,297,890.00	7,880,540.06	7,880,540.06	48.4%	8,417,349.94
21020120	Hardship Allowance	2,379,530.00	15,564.00	15,564.00	0.7%	2,363,966.00
21020121	Responsibility Allowance	105,008,380.00	36,737,347.49	36,737,347.49	35.0%	68,271,032.51
21020122	Furniture Allowance	5,896,180.00	499,147.92	499,147.92	8.5%	5,397,032.08
21020123	Newspaper Allowance	658,290.00	55,593.86	55,593.86	8.4%	602,696.14
21020124	Veh. Maintenance Allowance	5,354,780.00	1,169,878.05	1,169,878.05	21.8%	4,184,901.95
21020125	Inducement Allowance	16,408,900.00	4,607,292.96	4,607,292.96	28.1%	11,801,607.04
21020126	Other Allowances	1,540,633,160.00	282,308,066.25	282,308,066.25	18.3%	1,258,325,093.75
210202	SOCIAL CONTRIBUTIONS	35,284,190.00	-	-	0.0%	35,284,190.00
21020202	CONTRIBUTORY PENSION	35,187,170.00	-	-	0.0%	35,187,170.00
21020205	HOUSING FUND CONTRIBUTION	97,020.00	-	-	0.0%	97,020.00
2103	SOCIAL BENEFITS	7,723,700,000.00	2,098,977,715.95	2,098,977,715.95	27.2%	5,624,722,284.05
210301	SOCIAL BENEFITS	7,723,700,000.00	2,098,977,715.95	2,098,977,715.95	27.2%	5,624,722,284.05
21030101	GRATUITY	652,000,000.00	15,350,754.39	15,350,754.39	2.4%	636,649,245.61
21030102	PENSION	6,969,000,000.00	2,083,626,961.56	2,083,626,961.56	29.9%	4,885,373,038.44
21030103	DEATH BENEFITS	102,700,000.00	-	-	0.0%	102,700,000.00

Code	Economic	2023 Original Budget	2023 Q1 Performance	2023 Performance Year to Date (Q1)	% Performance Year to Date against 2023 Original Budget	Balance (against Original Budget)
22	OTHER RECURRENT COSTS	38,966,469,650.00	2,441,224,395.84	2,441,224,395.84	6.3%	36,525,245,254.16
2202	OVERHEAD COST	33,368,069,650.00	-	-	0.0%	33,368,069,650.00
220201	TRAVEL & TRANSPORT - GENERAL	4,087,247,100.00	-	-	0.0%	4,087,247,100.00
22020101	LOCAL TRAVEL & TRANSPORT: TRAINING	557,747,100.00	-	-	0.0%	557,747,100.00
22020102	LOCAL TRAVEL & TRANSPORT: OTHERS	1,674,600,000.00	-	-	0.0%	1,674,600,000.00
22020103	INTERNATIONAL TRAVEL & TRANSPORT: TRAINING	625,700,000.00	-	-	0.0%	625,700,000.00
22020104	INTERNATIONAL TRAVEL & TRANSPORT: OTHERS	771,550,000.00	-	-	0.0%	771,550,000.00
22020105	Hotel Accommodation	457,650,000.00	-	-	0.0%	457,650,000.00
220202	UTILITIES - GENERAL	1,426,000,500.00	-	-	0.0%	1,426,000,500.00
22020201	ELECTRICITY CHARGES	966,140,500.00	-	-	0.0%	966,140,500.00
22020202	TELEPHONE CHARGES	144,910,000.00	-	-	0.0%	144,910,000.00
22020203	INTERNET ACCESS CHARGES	169,820,000.00	-	-	0.0%	169,820,000.00
22020204	SATELLITE BROADCASTING ACCESS CHARGES	19,120,000.00	-	-	0.0%	19,120,000.00
22020205	WATER RATES	66,310,000.00	-	-	0.0%	66,310,000.00
22020206	SEWERAGE CHARGES	32,700,000.00	-	-	0.0%	32,700,000.00
22020207	LEASED COMMUNICATION LINES(S)	2,000,000.00	-	-	0.0%	2,000,000.00
22020208	SOFTWARE CHARGES/ LICENSE RENEWAL	25,000,000.00	-	-	0.0%	25,000,000.00
220203	MATERIALS & SUPPLIES - GENERAL	2,744,606,400.00	-	-	0.0%	2,744,606,400.00
22020301	OFFICE STATIONERIES / COMPUTER CONSUMABLES	1,217,841,100.00	-	-	0.0%	1,217,841,100.00
22020302	BOOKS	79,110,000.00	-	-	0.0%	79,110,000.00
22020303	NEWSPAPERS	41,145,000.00	-	-	0.0%	41,145,000.00
22020304	MAGAZINES & PERIODICALS	28,630,300.00	-	-	0.0%	28,630,300.00
22020305	PRINTING OF NON SECURITY DOCUMENTS	327,700,000.00	-	-	0.0%	327,700,000.00
22020306	PRINTING OF SECURITY DOCUMENTS	169,320,000.00	-	-	0.0%	169,320,000.00
22020307	DRUGS/LABORATORY/MEDICAL SUPPLIES	223,750,000.00	-	-	0.0%	223,750,000.00
22020308	FIELD & CAMPING MATERIALS SUPPLIES	37,100,000.00	-	-	0.0%	37,100,000.00
22020309	UNIFORMS & OTHER CLOTHING	66,120,000.00	-	-	0.0%	66,120,000.00
22020310	TEACHING AIDS / INSTRUCTION MATERIALS	38,390,000.00	-	-	0.0%	38,390,000.00
22020311	FOOD STUFF / CATERING MATERIALS SUPPLIES	515,500,000.00	-	-	0.0%	515,500,000.00
220204	MAINTENANCE SERVICES - GENERAL	1,892,494,900.00	-	-	0.0%	1,892,494,900.00
22020401	MAINTENANCE OF MOTOR VEHICLE / TRANSPORT EQUIPMENT	693,700,000.00	-	-	0.0%	693,700,000.00
22020402	MAINTENANCE OF OFFICE FURNITURE	56,150,900.00	-	-	0.0%	56,150,900.00
22020403	MAINTENANCE OF OFFICE BUILDING / RESIDENTIAL QTRS	182,490,000.00	-	-	0.0%	182,490,000.00
22020404	MAINTENANCE OF OFFICE / IT EQUIPMENTS	178,470,000.00	-	-	0.0%	178,470,000.00
22020405	MAINTENANCE OF PLANTS/GENERATORS	160,844,000.00	-	-	0.0%	160,844,000.00
22020406	OTHER MAINTENANCE SERVICES	497,740,000.00	-	-	0.0%	497,740,000.00
22020410	MAINTENANCE OF STREET LIGHTINGS	112,000,000.00	-	-	0.0%	112,000,000.00
22020411	MAINTENANCE OF COMMUNICATION EQUIPMENTS	1,100,000.00	-	-	0.0%	1,100,000.00
22020413	MINOR ROAD MAINTENANCE	10,000,000.00	-	-	0.0%	10,000,000.00
220205	TRAINING - GENERAL	914,880,000.00	-	-	0.0%	914,880,000.00
22020501	LOCAL TRAINING	890,880,000.00	-	-	0.0%	890,880,000.00
22020502	INTERNATIONAL TRAINING	24,000,000.00	-	-	0.0%	24,000,000.00
220206	OTHER SERVICES - GENERAL	9,667,050,000.00	-	-	0.0%	9,667,050,000.00
22020601	SECURITY SERVICES	1,215,150,000.00	-	-	0.0%	1,215,150,000.00
22020602	OFFICE RENT	44,700,000.00	-	-	0.0%	44,700,000.00
22020603	RESIDENTIAL RENT	120,500,000.00	-	-	0.0%	120,500,000.00
22020604	SECURITY VOTE (INCLUDING OPERATIONS)	7,203,750,000.00	-	-	0.0%	7,203,750,000.00
22020605	CLEANING & FUMIGATION SERVICES	1,082,950,000.00	-	-	0.0%	1,082,950,000.00
220207	CONSULTING & PROFESSIONAL SERVICES - GENERAL	1,892,150,000.00	-	-	0.0%	1,892,150,000.00
22020701	FINANCIAL CONSULTING	854,610,000.00	-	-	0.0%	854,610,000.00
22020702	INFORMATION TECHNOLOGY CONSULTING	268,420,000.00	-	-	0.0%	268,420,000.00
22020703	LEGAL SERVICES	405,720,000.00	-	-	0.0%	405,720,000.00
22020704	ENGINEERING SERVICES	138,700,000.00	-	-	0.0%	138,700,000.00

Code	Economic	2023 Original Budget	2023 Q1 Performance	2023 Performance Year to Date (Q1)	% Performance Year to Date against 2023 Original Budget	Balance (against Original Budget)
22020705	ARCHITECTURAL SERVICES	6,700,000.00	-	-	0.0%	6,700,000.00
22020706	SURVEYING SERVICES	132,500,000.00	-	-	0.0%	132,500,000.00
22020707	AGRICULTURAL CONSULTING	80,000,000.00	-	-	0.0%	80,000,000.00
22020708	MEDICAL CONSULTING	5,500,000.00	-	-	0.0%	5,500,000.00
220208	FUEL & LUBRICANTS - GENERAL	1,781,780,000.00	-	-	0.0%	1,781,780,000.00
22020801	MOTOR VEHICLE FUEL COST	817,600,000.00	-	-	0.0%	817,600,000.00
22020802	OTHER TRANSPORT EQUIPMENT FUEL COST	703,610,000.00	-	-	0.0%	703,610,000.00
22020803	PLANT / GENERATOR FUEL COST	213,870,000.00	-	-	0.0%	213,870,000.00
22020806	COOKING GAS/FUEL COST	46,700,000.00	-	-	0.0%	46,700,000.00
220209	FINANCIAL CHARGES - GENERAL	458,230,000.00	-	-	0.0%	458,230,000.00
22020901	BANK CHARGES (OTHER THAN INTEREST)	222,230,000.00	-	-	0.0%	222,230,000.00
22020902	INSURANCE PREMIUM	228,900,000.00	-	-	0.0%	228,900,000.00
22020904	OTHER CRF BANK CHARGES	7,100,000.00	-	-	0.0%	7,100,000.00
220210	MISCELLANEOUS EXPENSES GENERAL	8,503,630,750.00	-	-	0.0%	8,503,630,750.00
22021001	REFRESHMENT & MEALS	556,500,000.00	-	-	0.0%	556,500,000.00
22021002	HONORARIUM & SITTING ALLOWANCE	1,982,030,000.00	-	-	0.0%	1,982,030,000.00
22021003	PUBLICITY & ADVERTISEMENTS	764,365,250.00	-	-	0.0%	764,365,250.00
22021004	MEDICAL EXPENSES-LOCAL	217,930,500.00	-	-	0.0%	217,930,500.00
22021006	POSTAGES & COURIER SERVICES	27,770,000.00	-	-	0.0%	27,770,000.00
22021007	WELFARE PACKAGES	687,710,000.00	-	-	0.0%	687,710,000.00
22021008	SUBSCRIPTION TO PROFESSIONAL BODIES	166,100,000.00	-	-	0.0%	166,100,000.00
22021009	SPORTING ACTIVITIES	241,300,000.00	-	-	0.0%	241,300,000.00
22021010	DIRECT TEACHING & LABORATORY COST	141,050,000.00	-	-	0.0%	141,050,000.00
22021011	Recruitment and Appointment (Service wide)	50,200,000.00	-	-	0.0%	50,200,000.00
22021012	DISCIPLINE AND APPOINTMENT (SERVICE WIDE)	4,000,000.00	-	-	0.0%	4,000,000.00
22021013	PROMOTION (SERVICE WIDE)	25,850,000.00	-	-	0.0%	25,850,000.00
22021014	Annual Budget Defence Expenses & Administration	97,375,000.00	-	-	0.0%	97,375,000.00
22021016	Servicom	14,800,000.00	-	-	0.0%	14,800,000.00
22021019	MEDICAL EXPENSES-INTERNATIONAL	51,500,000.00	-	-	0.0%	51,500,000.00
22021020	FOREIGN SCHOLARSHIP SCHEME	400,200,000.00	-	-	0.0%	400,200,000.00
22021021	SPECIAL DAYS/CELEBRATIONS	415,050,000.00	-	-	0.0%	415,050,000.00
22021022	Donations	670,300,000.00	-	-	0.0%	670,300,000.00
22021026	Common services (Committee/Commissions)	409,600,000.00	-	-	0.0%	409,600,000.00
22021027	Cost of IGR Collection	1,580,000,000.00	-	-	0.0%	1,580,000,000.00
2203	LOANS AND ADVANCES	328,400,000.00	-	-	0.0%	328,400,000.00
220301	STAFF LOANS & ADVANCES	328,400,000.00	-	-	0.0%	328,400,000.00
22030103	REFURBISHING ADVANCES	266,300,000.00	-	-	0.0%	266,300,000.00
22030105	SPETACLE ADVANCES	60,500,000.00	-	-	0.0%	60,500,000.00
22030107	FURNISHING ADVANCES	1,600,000.00	-	-	0.0%	1,600,000.00
2204	GRANTS AND CONTRIBUTIONS GENERAL	1,670,000,000.00	-	-	0.0%	1,670,000,000.00
220401	LOCAL GRANTS AND CONTRIBUTIONS	1,670,000,000.00	-	-	0.0%	1,670,000,000.00
22040103	GRANT TO LOCAL GOVERNMENTS -CURRENT	60,000,000.00	-	-	0.0%	60,000,000.00
22040105	GRANTS TO GOVERNMENT OWNED COMPANIES - CURRENT	1,610,000,000.00	-	-	0.0%	1,610,000,000.00
2206	PUBLIC DEBT CHARGES	3,600,000,000.00	2,441,224,395.84	2,441,224,395.84	67.8%	1,158,775,604.16
220602	DOMESTIC INTEREST / DISCOUNT	400,000,000.00	-	-	0.0%	400,000,000.00
22060201	DOMESTIC INTEREST /DISCOUNT - SHORT TERM BORROWINGS	400,000,000.00	-	-	0.0%	400,000,000.00
220603	FOREIGN PRINCIPAL	1,000,000,000.00	878,271,399.15	878,271,399.15	87.8%	121,728,600.85
22060301	FOREIGN PRINCIPAL - SHORT TERM BORROWINGS	1,000,000,000.00	878,271,399.15	878,271,399.15	87.8%	121,728,600.85
220604	DOMESTIC PRINCIPAL	2,200,000,000.00	1,562,952,996.69	1,562,952,996.69	71.0%	637,047,003.31
22060401	DOMESTIC PRINCIPAL - SHORT TERM BORROWINGS	2,200,000,000.00	1,562,952,996.69	1,562,952,996.69	71.0%	637,047,003.31

Code	Economic	2023 Original Budget	2023 Q1 Performance	2023 Performance Year to Date (Q1)	% Performance Year to Date against 2023 Original Budget	Balance (against Original Budget)
23	Capital Expenditure	84,698,617,400.00	2,979,485,520.94	2,979,485,520.94	3.5%	81,719,131,879.06
2301	FIXED ASSETS PURCHASED	27,473,602,800.00	833,983,138.07	833,983,138.07	3.0%	26,639,619,661.93
230101	PURCHASE OF FIXED ASSETS - GENERAL	27,473,602,800.00	833,983,138.07	833,983,138.07	3.0%	26,639,619,661.93
23010101	PURCHASE / ACQUISITION OF LAND	100,000,000.00	-	-	0.0%	100,000,000.00
23010104	PURCHASE MOTOR CYCLES	47,211,800.00	-	-	0.0%	47,211,800.00
23010105	PURCHASE OF MOTOR VEHICLES	5,644,925,000.00	578,920,000.00	578,920,000.00	10.3%	5,066,005,000.00
23010106	PURCHASE OF VANS	828,000,000.00	-	-	0.0%	828,000,000.00
23010107	PURCHASE OF TRUCKS	1,250,000,000.00	-	-	0.0%	1,250,000,000.00
23010108	PURCHASE OF BUSES	1,060,000,000.00	-	-	0.0%	1,060,000,000.00
23010111	PURCHASE OF TRAINS	1,000,000.00	-	-	0.0%	1,000,000.00
23010112	PURCHASE OF OFFICE FURNITURE AND FITTINGS	3,812,822,800.00	77,203,524.07	77,203,524.07	2.0%	3,735,619,275.93
23010113	PURCHASE OF COMPUTERS	441,014,000.00	-	-	0.0%	441,014,000.00
23010114	PURCHASE OF COMPUTER PRINTERS	31,390,400.00	-	-	0.0%	31,390,400.00
23010115	PURCHASE OF PHOTOCOPYING MACHINES	93,900,000.00	5,475,000.00	5,475,000.00	5.8%	88,425,000.00
23010117	PURCHASE OF SHREDDING MACHINES	500,000.00	-	-	0.0%	500,000.00
23010118	PURCHASE OF SCANNERS	5,950,000.00	-	-	0.0%	5,950,000.00
23010119	PURCHASE OF POWER GENERATING SET	590,551,000.00	91,324,014.00	91,324,014.00	15.5%	499,226,986.00
23010120	PURCHASE OF CANTEN / KITCHEN EQUIPMENT	85,000,000.00	7,536,350.00	7,536,350.00	8.9%	77,463,650.00
23010121	PURCHASE OF RESIDENTIAL FURNITURE	200,000,000.00	-	-	0.0%	200,000,000.00
23010122	PURCHASE OF HEALTH / MEDICAL EQUIPMENT	1,471,900,000.00	-	-	0.0%	1,471,900,000.00
23010123	PURCHASE OF FIRE FIGHTING EQUIPMENT	74,000,000.00	11,000,000.00	11,000,000.00	14.9%	63,000,000.00
23010124	PURCHASE OF TEACHING / LEARNING AID EQUIPMENT	958,500,000.00	7,293,000.00	7,293,000.00	0.8%	951,207,000.00
23010125	PURCHASE OF LIBRARY BOOKS & EQUIPMENT	325,000,000.00	-	-	0.0%	325,000,000.00
23010126	PURCHASE OF SPORTING / GAMING EQUIPMENT	370,000,000.00	-	-	0.0%	370,000,000.00
23010127	PURCHASE OF AGRICULTURAL EQUIPMENT	1,862,000,000.00	-	-	0.0%	1,862,000,000.00
23010128	PURCHASE OF SECURITY EQUIPMENT	3,226,650,000.00	42,731,250.00	42,731,250.00	1.3%	3,183,918,750.00
23010129	PURCHASE OF INDUSTRIAL EQUIPMENT	4,835,492,800.00	12,500,000.00	12,500,000.00	0.3%	4,822,992,800.00
23010130	PURCHASE OF RECREATIONAL FACILITIES	12,500,000.00	-	-	0.0%	12,500,000.00
23010133	PURCHASES OF SURVEYING EQUIPMENT	145,295,000.00	-	-	0.0%	145,295,000.00
2302	CONSTRUCTION / PROVISION	42,232,262,000.00	2,095,732,132.87	2,095,732,132.87	5.0%	40,136,529,867.13
230201	CONSTRUCTION / PROVISION OF FIXED ASSETS - GENERAL	42,232,262,000.00	2,095,732,132.87	2,095,732,132.87	5.0%	40,136,529,867.13
23020101	CONSTRUCTION / PROVISION OF OFFICE BUILDINGS	6,711,498,000.00	525,039,298.89	525,039,298.89	7.8%	6,186,458,701.11
23020102	CONSTRUCTION / PROVISION OF RESIDENTIAL BUILDINGS	625,000,000.00	-	-	0.0%	625,000,000.00
23020103	CONSTRUCTION / PROVISION OF ELECTRICITY	1,612,250,000.00	22,500,000.00	22,500,000.00	1.4%	1,589,750,000.00
23020104	CONSTRUCTION / PROVISION OF HOUSING	272,000,000.00	-	-	0.0%	272,000,000.00
23020105	CONSTRUCTION / PROVISION OF WATER FACILITIES	1,006,200,000.00	-	-	0.0%	1,006,200,000.00
23020106	CONSTRUCTION / PROVISION OF HOSPITALS / HEALTH CENTRES	2,009,000,000.00	27,073,131.54	27,073,131.54	1.3%	1,981,926,868.46
23020107	CONSTRUCTION / PROVISION OF PUBLIC SCHOOLS	1,174,000,000.00	-	-	0.0%	1,174,000,000.00
23020111	CONSTRUCTION / PROVISION OF LIBRARIES	200,000,000.00	-	-	0.0%	200,000,000.00
23020112	CONSTRUCTION / PROVISION OF SPORTING FACILITIES	64,000,000.00	-	-	0.0%	64,000,000.00
23020113	CONSTRUCTION / PROVISION OF AGRICULTURAL FACILITIES	150,000,000.00	-	-	0.0%	150,000,000.00
23020114	CONSTRUCTION / PROVISION OF ROADS	16,188,340,000.00	1,269,297,506.88	1,269,297,506.88	7.8%	14,919,042,493.12
23020118	CONSTRUCTION / PROVISION OF INFRASTRUCTURE	12,033,024,000.00	236,822,195.56	236,822,195.56	2.0%	11,796,201,804.44
23020119	CONSTRUCTION / PROVISION OF RECREATIONAL FACILITIES	58,000,000.00	-	-	0.0%	58,000,000.00
23020123	CONSTRUCTION OF TRAFFIC / STREET LIGHTS	5,000,000.00	-	-	0.0%	5,000,000.00
23020125	CONSTRUCTION OF POWER GENERATING PLANTS	1,650,000.00	-	-	0.0%	1,650,000.00
23020126	CONSTRUCTION / PROVISION OF CEMETERIES	3,500,000.00	-	-	0.0%	3,500,000.00
23020127	CONSTRUCTION OF ICT INFRASTRUCTURES	118,800,000.00	15,000,000.00	15,000,000.00	12.6%	103,800,000.00
2303	REHABILITATION / REPAIRS	8,826,174,000.00	38,534,600.00	38,534,600.00	0.4%	8,787,639,400.00
230301	REHABILITATION / REPAIRS OF FIXED ASSETS - GENERAL	8,826,174,000.00	38,534,600.00	38,534,600.00	0.4%	8,787,639,400.00
23030101	REHABILITATION / REPAIRS OF RESIDENTIAL BUILDING	65,000,000.00	-	-	0.0%	65,000,000.00
23030103	REHABILITATION / REPAIRS - HOUSING	172,000,000.00	-	-	0.0%	172,000,000.00

Code	Economic	2023 Original Budget	2023 Q1 Performance	2023 Performance Year to Date (Q1)	% Performance Year to Date against 2023 Original Budget	Balance (against Original Budget)
23030104	REHABILITATION / REPAIRS - WATER FACILITIES	4,318,500,000.00	16,336,300.00	16,336,300.00	0.4%	4,302,163,700.00
23030105	REHABILITATION / REPAIRS - HOSPITAL / HEALTH CENTRES	389,500,000.00	-	-	0.0%	389,500,000.00
23030106	REHABILITATION / REPAIRS - PUBLIC SCHOOLS	2,866,000,000.00	-	-	0.0%	2,866,000,000.00
23030110	REHABILITATION / REPAIRS - LIBRARIES	10,000,000.00	-	-	0.0%	10,000,000.00
23030111	REHABILITATION / REPAIRS - SPORTING FACILITIES	15,000,000.00	-	-	0.0%	15,000,000.00
23030112	REHABILITATION / REPAIRS - AGRICULTURAL FACILITIES	25,000,000.00	-	-	0.0%	25,000,000.00
23030118	REHABILITATION / REPAIRS - RECREATIONAL FACILITIES	74,000,000.00	-	-	0.0%	74,000,000.00
23030121	REHABILITATION / REPAIRS OF OFFICE BUILDINGS	849,254,000.00	22,198,300.00	22,198,300.00	2.6%	827,055,700.00
23030125	REHABILITATION/REPAIRS- POWER GENERATING PLANTS	3,000,000.00	-	-	0.0%	3,000,000.00
23030127	REHABILITATION/REPAIRS- ICT INFRASTRUCTURES	38,920,000.00	-	-	0.0%	38,920,000.00
2304	PRESERVATION OF THE ENVIRONMENT	241,597,600.00	-	-	0.0%	241,597,600.00
230401	PRESERVATION OF THE ENVIRONMENT - GENERAL	241,597,600.00	-	-	0.0%	241,597,600.00
23040101	TREE PLANTING	58,597,600.00	-	-	0.0%	58,597,600.00
23040102	EROSION & FLOOD CONTROL	33,000,000.00	-	-	0.0%	33,000,000.00
23040104	INDUSTRIAL POLLUTION PREVENTION & CONTROL	150,000,000.00	-	-	0.0%	150,000,000.00
2305	OTHER CAPITAL PROJECTS	5,924,981,000.00	11,235,650.00	11,235,650.00	0.2%	5,913,745,350.00
230501	ACQUISITION OF NON TANGIBLE ASSETS	5,924,981,000.00	11,235,650.00	11,235,650.00	0.2%	5,913,745,350.00
23050101	RESEARCH AND DEVELOPMENT	3,648,485,000.00	-	-	0.0%	3,648,485,000.00
23050102	COMPUTER SOFTWARE ACQUISITION	1,790,896,000.00	-	-	0.0%	1,790,896,000.00
23050103	MONITORING AND EVALUATION	236,100,000.00	-	-	0.0%	236,100,000.00
23050104	ANNIVERSARIES/CELEBRATIONS	249,500,000.00	11,235,650.00	11,235,650.00	4.5%	238,264,350.00

2.F Expenditure by Function

Table 10: Total Expenditure by Function

Enugu State Government Budget Performance Report 2023 Q1 - Total Expenditure by Functional Classification

Code	Function	2023 Original Budget	2023 Q1 Performance	2023 Performance Year to Date (Q1)	% Performance Year to Date against 2023 Original Budget	Balance (against Original Budget)
	Total Expenditure	166,602,416,770.00	14,103,918,236.04	14,103,918,236.04	8.5%	152,498,498,533.96
701	GENERAL PUBLIC SERVICES	36,376,325,130.00	3,392,363,150.56	3,392,363,150.56	9.3%	32,983,961,979.44
7011	EXECUTIVE AND LEGISLATIVE ORGANS, FINANCIAL AND FISCAL AFFAIRS, EXTERNAL AFFAIRS	27,165,332,680.00	359,243,591.37	359,243,591.37	1.3%	26,806,089,088.63
70111	EXECUTIVE AND LEGISLATIVE ORGANS	19,762,996,170.00	218,095,949.07	218,095,949.07	1.1%	19,544,900,220.93
70112	FINANCIAL AND FISCAL AFFAIRS	7,402,336,510.00	141,147,642.30	141,147,642.30	1.9%	7,261,188,867.70
7013	GENERAL SERVICES	5,255,579,520.00	564,506,815.96	564,506,815.96	10.7%	4,691,072,704.04
70131	GENERAL PERSONNEL SERVICES	2,364,751,600.00	479,320,525.90	479,320,525.90	20.3%	1,885,431,074.10
70132	OVERALL PLANNING AND STATISTICAL SERVICES	1,167,367,390.00	26,158,095.02	26,158,095.02	2.2%	1,141,209,294.98
70133	OTHER GENERAL SERVICES	1,723,460,530.00	59,028,195.04	59,028,195.04	3.4%	1,664,432,334.96
7014	BASIC RESEARCH	15,500,000.00	-	-	0.0%	15,500,000.00
70141	BASIC RESEARCH	15,500,000.00	-	-	0.0%	15,500,000.00
7015	R&D GENERAL PUBLIC SERVICES	37,918,670.00	6,743,829.60	6,743,829.60	17.8%	31,174,840.40
70151	R&D GENERAL PUBLIC SERVICES	37,918,670.00	6,743,829.60	6,743,829.60	17.8%	31,174,840.40
7016	GENERAL PUBLIC SERVICES N.E.C.	241,994,260.00	20,644,517.79	20,644,517.79	8.5%	221,349,742.21
70161	GENERAL PUBLIC SERVICES N.E.C.	241,994,260.00	20,644,517.79	20,644,517.79	8.5%	221,349,742.21
7017	PUBLIC DEBT TRANSACTIONS	3,600,000,000.00	2,441,224,395.84	2,441,224,395.84	67.8%	1,158,775,604.16
70171	PUBLIC DEBT TRANSACTIONS	3,600,000,000.00	2,441,224,395.84	2,441,224,395.84	67.8%	1,158,775,604.16
7018	TRANSFERS OF A GENERAL CHARACTER BETWEEN DIFFERENT LEVELS OF GOVERNMENT	60,000,000.00	-	-	0.0%	60,000,000.00
70181	TRANSFERS OF A GENERAL CHARACTER BETWEEN DIFFERENT LEVELS OF GOVERNMENT	60,000,000.00	-	-	0.0%	60,000,000.00
703	PUBLIC ORDER AND SAFETY	8,465,632,520.00	540,477,461.22	540,477,461.22	6.4%	7,925,155,058.78
7031	POLICE SERVICES	720,000,000.00	-	-	0.0%	720,000,000.00
70311	POLICE SERVICES	720,000,000.00	-	-	0.0%	720,000,000.00
7032	FIRE PROTECTION SERVICES	198,430,000.00	11,000,000.00	11,000,000.00	5.5%	187,430,000.00
70321	FIRE PROTECTION SERVICES	198,430,000.00	11,000,000.00	11,000,000.00	5.5%	187,430,000.00
7033	LAW COURTS	6,337,052,520.00	486,746,211.22	486,746,211.22	7.7%	5,850,306,308.78
70331	LAW COURTS	6,337,052,520.00	486,746,211.22	486,746,211.22	7.7%	5,850,306,308.78
7035	R & D PUBLIC ORDER AND SAFETY	7,500,000.00	-	-	0.0%	7,500,000.00
70351	R&D PUBLIC ORDER AND SAFETY	7,500,000.00	-	-	0.0%	7,500,000.00
7036	PUBLIC ORDER AND SAFETY N.E.C.	1,202,650,000.00	42,731,250.00	42,731,250.00	3.6%	1,159,918,750.00
70361	PUBLIC ORDER AND SAFETY N.E.C.	1,202,650,000.00	42,731,250.00	42,731,250.00	3.6%	1,159,918,750.00
704	ECONOMIC AFFAIRS	41,325,470,840.00	2,544,037,473.45	2,544,037,473.45	6.2%	38,781,433,366.55
7041	GENERAL ECONOMIC, COMMERCIAL, AND LABOUR AFFAIRS	2,172,849,530.00	36,668,343.63	36,668,343.63	1.7%	2,136,181,186.37
70411	GENERAL ECONOMIC AND COMMERCIAL AFFAIRS	2,172,849,530.00	36,668,343.63	36,668,343.63	1.7%	2,136,181,186.37
7042	AGRICULTURE, FORESTRY, FISHING, AND HUNTING	2,800,902,970.00	122,023,775.42	122,023,775.42	4.4%	2,678,879,194.58
70421	AGRICULTURE	2,765,856,390.00	115,563,392.06	115,563,392.06	4.2%	2,650,292,997.94
70422	FORESTRY	35,046,580.00	6,460,383.36	6,460,383.36	18.4%	28,586,196.64
7043	FUEL AND ENERGY	2,345,554,870.00	91,324,014.00	91,324,014.00	3.9%	2,254,230,856.00
70434	OTHER FUELS	100,000,000.00	-	-	0.0%	100,000,000.00
70435	ELECTRICITY	1,277,003,870.00	86,626,264.00	86,626,264.00	6.8%	1,190,377,606.00
70436	NON ELECTRIC ENERGY	968,551,000.00	4,697,750.00	4,697,750.00	0.5%	963,853,250.00
7044	MINING, MANUFACTURING, AND CONSTRUCTION	6,757,705,170.00	232,364,824.05	232,364,824.05	3.4%	6,525,340,345.95
70443	CONSTRUCTION	6,757,705,170.00	232,364,824.05	232,364,824.05	3.4%	6,525,340,345.95
7045	TRANSPORT	24,672,727,020.00	1,827,230,166.35	1,827,230,166.35	7.4%	22,845,496,853.65
70451	ROAD TRANSPORT	24,672,727,020.00	1,827,230,166.35	1,827,230,166.35	7.4%	22,845,496,853.65

Code	Function	2023 Original Budget	2023 Q1 Performance	2023 Performance Year to Date (Q1)	% Performance Year to Date against 2023 Original Budget	Balance (against Original Budget)
7046	COMMUNICATION	236,967,000.00	-	-	0.0%	236,967,000.00
70461	COMMUNICATION	236,967,000.00	-	-	0.0%	236,967,000.00
7047	OTHER INDUSTRIES	1,650,764,280.00	234,426,350.00	234,426,350.00	14.2%	1,416,337,930.00
70473	TOURISM	31,394,280.00	-	-	0.0%	31,394,280.00
70474	MULTIPURPOSE DEVELOPMENT PROJECTS	1,619,370,000.00	234,426,350.00	234,426,350.00	14.5%	1,384,943,650.00
7048	R & D ECONOMIC AFFAIRS	688,000,000.00	-	-	0.0%	688,000,000.00
70482	R & D AGRICULTURE, FORESTRY, FISHING AND HUNTING	488,000,000.00	-	-	0.0%	488,000,000.00
70484	R & D MINING, MANUFACTURING AND CONSTRUCTION	200,000,000.00	-	-	0.0%	200,000,000.00
705	ENVIRONMENTAL PROTECTION	4,887,085,150.00	132,611,744.68	132,611,744.68	2.7%	4,754,473,405.32
7051	WASTE MANAGEMENT	193,823,260.00	-	-	0.0%	193,823,260.00
70511	WASTE MANAGEMENT	193,823,260.00	-	-	0.0%	193,823,260.00
7052	WASTE WATER MANAGEMENT	10,000,000.00	-	-	0.0%	10,000,000.00
70521	WASTE WATER MANAGEMENT	10,000,000.00	-	-	0.0%	10,000,000.00
7054	PROTECTION OF BIODIVERSITY AND LANDSCAPE	522,000,000.00	68,156,948.44	68,156,948.44	13.1%	453,843,051.56
70541	PROTECTION OF BIODIVERSITY AND LANDSCAPE	522,000,000.00	68,156,948.44	68,156,948.44	13.1%	453,843,051.56
7055	R&D ENVIRONMENTAL PROTECTION	58,597,600.00	-	-	0.0%	58,597,600.00
70551	R & D ENVIRONMENTAL PROTECTION	58,597,600.00	-	-	0.0%	58,597,600.00
7056	ENVIRONMENTAL PROTECTION N.E.C.	4,102,664,290.00	64,454,796.24	64,454,796.24	1.6%	4,038,209,493.76
70561	ENVIRONMENTAL PROTECTION N.E.C.	4,102,664,290.00	64,454,796.24	64,454,796.24	1.6%	4,038,209,493.76
706	HOUSING AND COMMUNITY AMMENITIES	9,904,320,170.00	206,449,811.42	206,449,811.42	2.1%	9,697,870,358.58
7061	HOUSING DEVELOPMENT	875,269,030.00	96,438,901.92	96,438,901.92	11.0%	778,830,128.08
70611	HOUSING DEVELOPMENT	875,269,030.00	96,438,901.92	96,438,901.92	11.0%	778,830,128.08
7062	COMMUNITY DEVELOPMENT	2,314,809,770.00	59,311,638.94	59,311,638.94	2.6%	2,255,498,131.06
70621	COMMUNITY DEVELOPMENT	2,314,809,770.00	59,311,638.94	59,311,638.94	2.6%	2,255,498,131.06
7063	WATER SUPPLY	6,525,241,370.00	28,199,270.56	28,199,270.56	0.4%	6,497,042,099.44
70631	WATER SUPPLY	6,525,241,370.00	28,199,270.56	28,199,270.56	0.4%	6,497,042,099.44
7064	STREET LIGHTING	189,000,000.00	22,500,000.00	22,500,000.00	11.9%	166,500,000.00
70641	STREET LIGHTING	189,000,000.00	22,500,000.00	22,500,000.00	11.9%	166,500,000.00
707	HEALTH	12,953,294,570.00	2,019,109,470.61	2,019,109,470.61	15.6%	10,934,185,099.39
7071	MEDICAL PRODUCTS, APPLIANCES, AND EQUIPMENT	114,400,000.00	-	-	0.0%	114,400,000.00
70712	OTHER MEDICAL PRODUCTS	83,200,000.00	-	-	0.0%	83,200,000.00
70713	THERAPEUTIC APPLIANCES AND EQUIPMENT	31,200,000.00	-	-	0.0%	31,200,000.00
7072	OUTPATIENT SERVICES	308,800,000.00	-	-	0.0%	308,800,000.00
70721	GENERAL MEDICAL SERVICES	308,800,000.00	-	-	0.0%	308,800,000.00
7073	HOSPITAL SERVICES	7,664,887,350.00	1,759,198,428.57	1,759,198,428.57	23.0%	5,905,688,921.43
70731	GENERAL HOSPITAL SERVICES	2,191,934,970.00	499,055,841.40	499,055,841.40	22.8%	1,692,879,128.60
70732	SPECIALIZED HOSPITAL SERVICES	5,465,172,380.00	1,260,142,587.17	1,260,142,587.17	23.1%	4,205,029,792.83
70733	MEDICAL AND MATERNITY CENTRE SERVICES	7,780,000.00	-	-	0.0%	7,780,000.00
7074	PUBLIC HEALTH SERVICES	3,586,380,000.00	38,308,781.54	38,308,781.54	1.1%	3,548,071,218.46
70741	PUBLIC HEALTH SERVICES	3,586,380,000.00	38,308,781.54	38,308,781.54	1.1%	3,548,071,218.46
7075	R & D HEALTH	333,950,000.00	-	-	0.0%	333,950,000.00
70751	R & D HEALTH	333,950,000.00	-	-	0.0%	333,950,000.00
7076	HEALTH N.E.C.	944,877,220.00	221,602,260.50	221,602,260.50	23.5%	723,274,959.50
70761	HEALTH N.E.C.	944,877,220.00	221,602,260.50	221,602,260.50	23.5%	723,274,959.50
708	RECREATION, CULTURE AND RELIGION	3,344,410,270.00	305,729,745.37	305,729,745.37	9.1%	3,038,680,524.63
7081	RECREATIONAL AND SPORTING SERVICES	1,309,220,430.00	68,116,113.34	68,116,113.34	5.2%	1,241,104,316.66
70811	RECREATIONAL AND SPORTING SERVICES	1,309,220,430.00	68,116,113.34	68,116,113.34	5.2%	1,241,104,316.66
7082	CULTURAL SERVICES	385,939,870.00	17,600,284.44	17,600,284.44	4.6%	368,339,585.56
70821	CULTURAL SERVICES	385,939,870.00	17,600,284.44	17,600,284.44	4.6%	368,339,585.56
7083	BROADCASTING AND PUBLISHING SERVICES	864,899,970.00	220,013,347.59	220,013,347.59	25.4%	644,886,622.41
70831	BROADCASTING AND PUBLISHING SERVICES	864,899,970.00	220,013,347.59	220,013,347.59	25.4%	644,886,622.41

Code	Function	2023 Original Budget	2023 Q1 Performance	2023 Performance Year to Date (Q1)	% Performance Year to Date against 2023 Original Budget	Balance (against Original Budget)
7084	RELIGIOUS AND OTHER COMMUNITY SERVICES	752,850,000.00	-	-	0.0%	752,850,000.00
70841	RELIGIOUS AND OTHER COMMUNITY SERVICES	752,850,000.00	-	-	0.0%	752,850,000.00
7085	R & D RECREATION, CULTURE AND RELIGION	3,500,000.00	-	-	0.0%	3,500,000.00
70851	R & D RECREATION, CULTURE AND RELIGION	3,500,000.00	-	-	0.0%	3,500,000.00
7086	RECREATION, CULTURE AND RELIGION N.E.C.	28,000,000.00	-	-	0.0%	28,000,000.00
70861	RECREATION, CULTURE AND RELIGION N.E.C.	28,000,000.00	-	-	0.0%	28,000,000.00
709	EDUCATION	40,229,724,620.00	2,801,571,159.68	2,801,571,159.68	7.0%	37,428,153,460.32
7091	PRE-PRIMARY AND PRIMARY EDUCATION	563,152,580.00	-	-	0.0%	563,152,580.00
70912	PRIMARY EDUCATION	563,152,580.00	-	-	0.0%	563,152,580.00
7092	SECONDARY EDUCATION	12,597,535,760.00	2,764,850,230.10	2,764,850,230.10	21.9%	9,832,685,529.90
70921	LOWER SECONDARY EDUCATION	328,499,010.00	6,439,817.25	6,439,817.25	2.0%	322,059,192.75
70922	UPPER-SECONDARY EDUCATION	12,269,036,750.00	2,758,410,412.85	2,758,410,412.85	22.5%	9,510,626,337.15
7094	TERTIARY EDUCATION	21,786,454,230.00	27,293,000.00	27,293,000.00	0.1%	21,759,161,230.00
70941	FIRST STAGE OF TERTIARY EDUCATION	661,998,600.00	7,293,000.00	7,293,000.00	1.1%	654,705,600.00
70942	SECOND STAGE OF TERTIARY EDUCATION	21,124,455,630.00	20,000,000.00	20,000,000.00	0.1%	21,104,455,630.00
7095	EDUCATION NOT DEFINABLE BY LEVEL	26,830,000.00	-	-	0.0%	26,830,000.00
70951	EDUCATION NOT DEFINABLE BY LEVEL	26,830,000.00	-	-	0.0%	26,830,000.00
7096	SUBSIDIARY SERVICES TO EDUCATION	633,685,000.00	-	-	0.0%	633,685,000.00
70961	SUBSIDIARY SERVICES TO EDUCATION	633,685,000.00	-	-	0.0%	633,685,000.00
7097	R & D EDUCATION	148,190,540.00	-	-	0.0%	148,190,540.00
70971	R & D EDUCATION	148,190,540.00	-	-	0.0%	148,190,540.00
7098	EDUCATION N.E.C.	4,473,876,510.00	9,427,929.58	9,427,929.58	0.2%	4,464,448,580.42
70981	EDUCATION N.E.C	4,473,876,510.00	9,427,929.58	9,427,929.58	0.2%	4,464,448,580.42
710	SOCIAL PROTECTION	9,116,153,500.00	2,161,568,219.05	2,161,568,219.05	23.7%	6,954,585,280.95
7102	OLD AGE	7,666,487,170.00	2,098,977,715.95	2,098,977,715.95	27.4%	5,567,509,454.05
71021	OLD AGE	7,666,487,170.00	2,098,977,715.95	2,098,977,715.95	27.4%	5,567,509,454.05
7103	SURVIVORS	105,400,000.00	-	-	0.0%	105,400,000.00
71031	SURVIVORS	105,400,000.00	-	-	0.0%	105,400,000.00
7104	FAMILY AND CHILDREN	441,649,940.00	57,901,972.12	57,901,972.12	13.1%	383,747,967.88
71041	FAMILY AND CHILDREN	441,649,940.00	57,901,972.12	57,901,972.12	13.1%	383,747,967.88
7105	UNEMPLOYMENT	634,216,390.00	4,688,530.98	4,688,530.98	0.7%	629,527,859.02
71051	UNEMPLOYMENT	634,216,390.00	4,688,530.98	4,688,530.98	0.7%	629,527,859.02
7109	SOCIAL PROTECTION N.E.C.	268,400,000.00	-	-	0.0%	268,400,000.00
71091	SOCIAL PROTECTION N.E.C.	268,400,000.00	-	-	0.0%	268,400,000.00

Table 11: Personnel Expenditure by Function

Enugu State Government Budget Performance Report 2023 Q1 - Personnel Expenditure by Functional Classification

Code	Function	2023 Original Budget	2023 Q1 Performance	2023 Performance Year to Date (Q1)	% Performance Year to Date against 2023 Original Budget	Balance (against Original Budget)
	Total Personnel Expenditure	42,937,329,720.00	8,683,208,319.26	8,683,208,319.26	20.2%	34,254,121,400.74
701	GENERAL PUBLIC SERVICES	3,779,775,180.00	811,225,580.65	811,225,580.65	21.5%	2,968,549,599.35
7011	EXECUTIVE AND LEGISLATIVE ORGANS, FINANCIAL AND FISCAL AFFAIRS, EXTERNAL AFFAIRS	1,777,272,380.00	256,528,717.30	256,528,717.30	14.4%	1,520,743,662.70
70111	EXECUTIVE AND LEGISLATIVE ORGANS	668,515,870.00	117,381,075.00	117,381,075.00	17.6%	551,134,795.00
70112	FINANCIAL AND FISCAL AFFAIRS	1,108,756,510.00	139,147,642.30	139,147,642.30	12.5%	969,608,867.70
7013	GENERAL SERVICES	1,895,513,620.00	527,308,515.96	527,308,515.96	27.8%	1,368,205,104.04
70131	GENERAL PERSONNEL SERVICES	1,493,564,700.00	457,122,225.90	457,122,225.90	30.6%	1,036,442,474.10
70132	OVERALL PLANNING AND STATISTICAL SERVICES	106,867,390.00	26,158,095.02	26,158,095.02	24.5%	80,709,294.98
70133	OTHER GENERAL SERVICES	295,081,530.00	44,028,195.04	44,028,195.04	14.9%	251,053,334.96
7015	R&D GENERAL PUBLIC SERVICES	27,118,670.00	6,743,829.60	6,743,829.60	24.9%	20,374,840.40
70151	R&D GENERAL PUBLIC SERVICES	27,118,670.00	6,743,829.60	6,743,829.60	24.9%	20,374,840.40
7016	GENERAL PUBLIC SERVICES N.E.C.	79,870,510.00	20,644,517.79	20,644,517.79	25.8%	59,225,992.21
70161	GENERAL PUBLIC SERVICES N.E.C.	79,870,510.00	20,644,517.79	20,644,517.79	25.8%	59,225,992.21
703	PUBLIC ORDER AND SAFETY	1,836,655,520.00	451,300,461.54	451,300,461.54	24.6%	1,385,355,058.46
7033	LAW COURTS	1,836,655,520.00	451,300,461.54	451,300,461.54	24.6%	1,385,355,058.46
70331	LAW COURTS	1,836,655,520.00	451,300,461.54	451,300,461.54	24.6%	1,385,355,058.46
704	ECONOMIC AFFAIRS	1,216,167,440.00	245,989,308.51	245,989,308.51	20.2%	970,178,131.49
7041	GENERAL ECONOMIC, COMMERCIAL, AND LABOUR AFFAIRS	165,239,530.00	36,668,343.63	36,668,343.63	22.2%	128,571,186.37
70411	GENERAL ECONOMIC AND COMMERCIAL AFFAIRS	165,239,530.00	36,668,343.63	36,668,343.63	22.2%	128,571,186.37
7042	AGRICULTURE, FORESTRY, FISHING, AND HUNTING	572,803,170.00	122,023,775.42	122,023,775.42	21.3%	450,779,394.58
70421	AGRICULTURE	541,266,590.00	115,563,392.06	115,563,392.06	21.4%	425,703,197.94
70422	FORESTRY	31,536,580.00	6,460,383.36	6,460,383.36	20.5%	25,076,196.64
7043	FUEL AND ENERGY	47,953,870.00	-	-	0.0%	47,953,870.00
70435	ELECTRICITY	47,953,870.00	-	-	0.0%	47,953,870.00
7044	MINING, MANUFACTURING, AND CONSTRUCTION	185,752,170.00	43,080,366.82	43,080,366.82	23.2%	142,671,803.18
70443	CONSTRUCTION	185,752,170.00	43,080,366.82	43,080,366.82	23.2%	142,671,803.18
7045	TRANSPORT	229,294,420.00	44,216,822.64	44,216,822.64	19.3%	185,077,597.36
70451	ROAD TRANSPORT	229,294,420.00	44,216,822.64	44,216,822.64	19.3%	185,077,597.36
7047	OTHER INDUSTRIES	15,124,280.00	-	-	0.0%	15,124,280.00
70473	TOURISM	15,124,280.00	-	-	0.0%	15,124,280.00
705	ENVIRONMENTAL PROTECTION	236,497,550.00	19,615,639.74	19,615,639.74	8.3%	216,881,910.26
7051	WASTE MANAGEMENT	79,493,260.00	-	-	0.0%	79,493,260.00
70511	WASTE MANAGEMENT	79,493,260.00	-	-	0.0%	79,493,260.00
7056	ENVIRONMENTAL PROTECTION N.E.C.	157,004,290.00	19,615,639.74	19,615,639.74	12.5%	137,388,650.26
70561	ENVIRONMENTAL PROTECTION N.E.C.	157,004,290.00	19,615,639.74	19,615,639.74	12.5%	137,388,650.26
706	HOUSING AND COMMUNITY AMMENITIES	900,396,170.00	167,613,511.42	167,613,511.42	18.6%	732,782,658.58
7061	HOUSING DEVELOPMENT	355,815,030.00	96,438,901.92	96,438,901.92	27.1%	259,376,128.08
70611	HOUSING DEVELOPMENT	355,815,030.00	96,438,901.92	96,438,901.92	27.1%	259,376,128.08
7062	COMMUNITY DEVELOPMENT	272,229,770.00	59,311,638.94	59,311,638.94	21.8%	212,918,131.06
70621	COMMUNITY DEVELOPMENT	272,229,770.00	59,311,638.94	59,311,638.94	21.8%	212,918,131.06
7063	WATER SUPPLY	272,351,370.00	11,862,970.56	11,862,970.56	4.4%	260,488,399.44
70631	WATER SUPPLY	272,351,370.00	11,862,970.56	11,862,970.56	4.4%	260,488,399.44

Code	Function	2023 Original Budget	2023 Q1 Performance	2023 Performance Year to Date (Q1)	% Performance Year to Date against 2023 Original Budget	Balance (against Original Budget)
707	HEALTH	7,430,324,570.00	1,980,800,689.07	1,980,800,689.07	26.7%	5,449,523,880.93
7073	HOSPITAL SERVICES	6,659,007,350.00	1,759,198,428.57	1,759,198,428.57	26.4%	4,899,808,921.43
70731	GENERAL HOSPITAL SERVICES	2,043,674,970.00	499,055,841.40	499,055,841.40	24.4%	1,544,619,128.60
70732	SPECIALIZED HOSPITAL SERVICES	4,615,332,380.00	1,260,142,587.17	1,260,142,587.17	27.3%	3,355,189,792.83
7076	HEALTH N.E.C.	771,317,220.00	221,602,260.50	221,602,260.50	28.7%	549,714,959.50
70761	HEALTH N.E.C.	771,317,220.00	221,602,260.50	221,602,260.50	28.7%	549,714,959.50
708	RECREATION, CULTURE AND RELIGION	625,912,270.00	70,816,749.60	70,816,749.60	11.3%	555,095,520.40
7081	RECREATIONAL AND SPORTING SERVICES	340,691,430.00	21,093,119.59	21,093,119.59	6.2%	319,598,310.41
70811	RECREATIONAL AND SPORTING SERVICES	340,691,430.00	21,093,119.59	21,093,119.59	6.2%	319,598,310.41
7082	CULTURAL SERVICES	82,089,870.00	17,600,284.44	17,600,284.44	21.4%	64,489,585.56
70821	CULTURAL SERVICES	82,089,870.00	17,600,284.44	17,600,284.44	21.4%	64,489,585.56
7083	BROADCASTING AND PUBLISHING SERVICES	203,130,970.00	32,123,345.57	32,123,345.57	15.8%	171,007,624.43
70831	BROADCASTING AND PUBLISHING SERVICES	203,130,970.00	32,123,345.57	32,123,345.57	15.8%	171,007,624.43
709	EDUCATION	18,912,072,520.00	2,774,278,159.68	2,774,278,159.68	14.7%	16,137,794,360.32
7091	PRE-PRIMARY AND PRIMARY EDUCATION	113,452,580.00	-	-	0.0%	113,452,580.00
70912	PRIMARY EDUCATION	113,452,580.00	-	-	0.0%	113,452,580.00
7092	SECONDARY EDUCATION	11,598,505,760.00	2,764,850,230.10	2,764,850,230.10	23.8%	8,833,655,529.90
70921	LOWER SECONDARY EDUCATION	27,699,010.00	6,439,817.25	6,439,817.25	23.2%	21,259,192.75
70922	UPPER-SECONDARY EDUCATION	11,570,806,750.00	2,758,410,412.85	2,758,410,412.85	23.8%	8,812,396,337.15
7094	TERTIARY EDUCATION	7,128,857,130.00	-	-	0.0%	7,128,857,130.00
70941	FIRST STAGE OF TERTIARY EDUCATION	2,316,500.00	-	-	0.0%	2,316,500.00
70942	SECOND STAGE OF TERTIARY EDUCATION	7,126,540,630.00	-	-	0.0%	7,126,540,630.00
7097	R & D EDUCATION	39,410,540.00	-	-	0.0%	39,410,540.00
70971	R & D EDUCATION	39,410,540.00	-	-	0.0%	39,410,540.00
7098	EDUCATION N.E.C.	31,846,510.00	9,427,929.58	9,427,929.58	29.6%	22,418,580.42
70981	EDUCATION N.E.C	31,846,510.00	9,427,929.58	9,427,929.58	29.6%	22,418,580.42
710	SOCIAL PROTECTION	7,999,528,500.00	2,161,568,219.05	2,161,568,219.05	27.0%	5,837,960,280.95
7102	OLD AGE	7,656,187,170.00	2,098,977,715.95	2,098,977,715.95	27.4%	5,557,209,454.05
71021	OLD AGE	7,656,187,170.00	2,098,977,715.95	2,098,977,715.95	27.4%	5,557,209,454.05
7103	SURVIVORS	102,700,000.00	-	-	0.0%	102,700,000.00
71031	SURVIVORS	102,700,000.00	-	-	0.0%	102,700,000.00
7104	FAMILY AND CHILDREN	225,799,940.00	57,901,972.12	57,901,972.12	25.6%	167,897,967.88
71041	FAMILY AND CHILDREN	225,799,940.00	57,901,972.12	57,901,972.12	25.6%	167,897,967.88
7105	UNEMPLOYMENT	14,841,390.00	4,688,530.98	4,688,530.98	31.6%	10,152,859.02
71051	UNEMPLOYMENT	14,841,390.00	4,688,530.98	4,688,530.98	31.6%	10,152,859.02

Table 12: Overhead Expenditure by Function

Enugu State Government Budget Performance Report 2023 Q1 - Overhead Expenditure by Functional Classification

Code	Function	2023 Original Budget	2023 Q1 Performance	2023 Performance Year to Date (Q1)	% Performance Year to Date against 2023 Original Budget	Balance (against Original Budget)
	Total Overhead Expenditure	33,368,069,650.00	-	-	0.0%	33,368,069,650.00
701	GENERAL PUBLIC SERVICES	21,751,956,950.00	-	-	0.0%	21,751,956,950.00
7011	EXECUTIVE AND LEGISLATIVE ORGANS, FINANCIAL AND FISCAL AFFAIRS, EXTERNAL AFFAIRS	19,521,240,300.00	-	-	0.0%	19,521,240,300.00
70111	EXECUTIVE AND LEGISLATIVE ORGANS	16,377,230,300.00	-	-	0.0%	16,377,230,300.00
70112	FINANCIAL AND FISCAL AFFAIRS	3,144,010,000.00	-	-	0.0%	3,144,010,000.00
7013	GENERAL SERVICES	2,109,194,900.00	-	-	0.0%	2,109,194,900.00
70131	GENERAL PERSONNEL SERVICES	347,055,900.00	-	-	0.0%	347,055,900.00
70132	OVERALL PLANNING AND STATISTICAL SERVICES	520,420,000.00	-	-	0.0%	520,420,000.00
70133	OTHER GENERAL SERVICES	1,241,719,000.00	-	-	0.0%	1,241,719,000.00
7016	GENERAL PUBLIC SERVICES N.E.C.	121,521,750.00	-	-	0.0%	121,521,750.00
70161	GENERAL PUBLIC SERVICES N.E.C.	121,521,750.00	-	-	0.0%	121,521,750.00
703	PUBLIC ORDER AND SAFETY	1,290,800,000.00	-	-	0.0%	1,290,800,000.00
7032	FIRE PROTECTION SERVICES	55,930,000.00	-	-	0.0%	55,930,000.00
70321	FIRE PROTECTION SERVICES	55,930,000.00	-	-	0.0%	55,930,000.00
7033	LAW COURTS	1,234,870,000.00	-	-	0.0%	1,234,870,000.00
70331	LAW COURTS	1,234,870,000.00	-	-	0.0%	1,234,870,000.00
704	ECONOMIC AFFAIRS	1,750,010,600.00	-	-	0.0%	1,750,010,600.00
7041	GENERAL ECONOMIC, COMMERCIAL, AND LABOUR AFFAIRS	247,010,000.00	-	-	0.0%	247,010,000.00
70411	GENERAL ECONOMIC AND COMMERCIAL AFFAIRS	247,010,000.00	-	-	0.0%	247,010,000.00
7042	AGRICULTURE, FORESTRY, FISHING, AND HUNTING	95,810,000.00	-	-	0.0%	95,810,000.00
70421	AGRICULTURE	92,300,000.00	-	-	0.0%	92,300,000.00
70422	FORESTRY	3,510,000.00	-	-	0.0%	3,510,000.00
7043	FUEL AND ENERGY	315,400,000.00	-	-	0.0%	315,400,000.00
70435	ELECTRICITY	315,400,000.00	-	-	0.0%	315,400,000.00
7045	TRANSPORT	1,064,650,600.00	-	-	0.0%	1,064,650,600.00
70451	ROAD TRANSPORT	1,064,650,600.00	-	-	0.0%	1,064,650,600.00
7047	OTHER INDUSTRIES	27,140,000.00	-	-	0.0%	27,140,000.00
70473	TOURISM	7,770,000.00	-	-	0.0%	7,770,000.00
70474	MULTIPURPOSE DEVELOPMENT PROJECTS	19,370,000.00	-	-	0.0%	19,370,000.00
705	ENVIRONMENTAL PROTECTION	999,090,000.00	-	-	0.0%	999,090,000.00
7051	WASTE MANAGEMENT	23,830,000.00	-	-	0.0%	23,830,000.00
70511	WASTE MANAGEMENT	23,830,000.00	-	-	0.0%	23,830,000.00
7056	ENVIRONMENTAL PROTECTION N.E.C.	975,260,000.00	-	-	0.0%	975,260,000.00
70561	ENVIRONMENTAL PROTECTION N.E.C.	975,260,000.00	-	-	0.0%	975,260,000.00
706	HOUSING AND COMMUNITY AMMENITIES	656,680,000.00	-	-	0.0%	656,680,000.00
7061	HOUSING DEVELOPMENT	40,860,000.00	-	-	0.0%	40,860,000.00
70611	HOUSING DEVELOPMENT	40,860,000.00	-	-	0.0%	40,860,000.00
7062	COMMUNITY DEVELOPMENT	214,080,000.00	-	-	0.0%	214,080,000.00
70621	COMMUNITY DEVELOPMENT	214,080,000.00	-	-	0.0%	214,080,000.00
7063	WATER SUPPLY	401,740,000.00	-	-	0.0%	401,740,000.00
70631	WATER SUPPLY	401,740,000.00	-	-	0.0%	401,740,000.00
707	HEALTH	1,215,540,000.00	-	-	0.0%	1,215,540,000.00
7073	HOSPITAL SERVICES	898,100,000.00	-	-	0.0%	898,100,000.00
70731	GENERAL HOSPITAL SERVICES	48,260,000.00	-	-	0.0%	48,260,000.00

Code	Function	2023 Original Budget	2023 Q1 Performance	2023 Performance Year to Date (Q1)	% Performance Year to Date against 2023 Original Budget	Balance (against Original Budget)
70732	SPECIALIZED HOSPITAL SERVICES	849,840,000.00	-	-	0.0%	849,840,000.00
7074	PUBLIC HEALTH SERVICES	143,880,000.00	-	-	0.0%	143,880,000.00
70741	PUBLIC HEALTH SERVICES	143,880,000.00	-	-	0.0%	143,880,000.00
7076	HEALTH N.E.C.	173,560,000.00	-	-	0.0%	173,560,000.00
70761	HEALTH N.E.C.	173,560,000.00	-	-	0.0%	173,560,000.00
708	RECREATION, CULTURE AND RELIGION	1,268,900,000.00	-	-	0.0%	1,268,900,000.00
7081	RECREATIONAL AND SPORTING SERVICES	416,080,000.00	-	-	0.0%	416,080,000.00
70811	RECREATIONAL AND SPORTING SERVICES	416,080,000.00	-	-	0.0%	416,080,000.00
7082	CULTURAL SERVICES	20,350,000.00	-	-	0.0%	20,350,000.00
70821	CULTURAL SERVICES	20,350,000.00	-	-	0.0%	20,350,000.00
7083	BROADCASTING AND PUBLISHING SERVICES	255,820,000.00	-	-	0.0%	255,820,000.00
70831	BROADCASTING AND PUBLISHING SERVICES	255,820,000.00	-	-	0.0%	255,820,000.00
7084	RELIGIOUS AND OTHER COMMUNITY SERVICES	576,650,000.00	-	-	0.0%	576,650,000.00
70841	RELIGIOUS AND OTHER COMMUNITY SERVICES	576,650,000.00	-	-	0.0%	576,650,000.00
709	EDUCATION	3,770,987,100.00	-	-	0.0%	3,770,987,100.00
7091	PRE-PRIMARY AND PRIMARY EDUCATION	196,500,000.00	-	-	0.0%	196,500,000.00
70912	PRIMARY EDUCATION	196,500,000.00	-	-	0.0%	196,500,000.00
7092	SECONDARY EDUCATION	336,030,000.00	-	-	0.0%	336,030,000.00
70921	LOWER SECONDARY EDUCATION	300,800,000.00	-	-	0.0%	300,800,000.00
70922	UPPER-SECONDARY EDUCATION	35,230,000.00	-	-	0.0%	35,230,000.00
7094	TERTIARY EDUCATION	3,054,517,100.00	-	-	0.0%	3,054,517,100.00
70941	FIRST STAGE OF TERTIARY EDUCATION	67,717,100.00	-	-	0.0%	67,717,100.00
70942	SECOND STAGE OF TERTIARY EDUCATION	2,986,800,000.00	-	-	0.0%	2,986,800,000.00
7095	EDUCATION NOT DEFINABLE BY LEVEL	20,830,000.00	-	-	0.0%	20,830,000.00
70951	EDUCATION NOT DEFINABLE BY LEVEL	20,830,000.00	-	-	0.0%	20,830,000.00
7097	R & D EDUCATION	3,780,000.00	-	-	0.0%	3,780,000.00
70971	R & D EDUCATION	3,780,000.00	-	-	0.0%	3,780,000.00
7098	EDUCATION N.E.C.	159,330,000.00	-	-	0.0%	159,330,000.00
70981	EDUCATION N.E.C.	159,330,000.00	-	-	0.0%	159,330,000.00
710	SOCIAL PROTECTION	664,105,000.00	-	-	0.0%	664,105,000.00
7102	OLD AGE	10,300,000.00	-	-	0.0%	10,300,000.00
71021	OLD AGE	10,300,000.00	-	-	0.0%	10,300,000.00
7103	SURVIVORS	2,700,000.00	-	-	0.0%	2,700,000.00
71031	SURVIVORS	2,700,000.00	-	-	0.0%	2,700,000.00
7104	FAMILY AND CHILDREN	165,350,000.00	-	-	0.0%	165,350,000.00
71041	FAMILY AND CHILDREN	165,350,000.00	-	-	0.0%	165,350,000.00
7105	UNEMPLOYMENT	391,155,000.00	-	-	0.0%	391,155,000.00
71051	UNEMPLOYMENT	391,155,000.00	-	-	0.0%	391,155,000.00
7109	SOCIAL PROTECTION N.E.C.	94,600,000.00	-	-	0.0%	94,600,000.00
71091	SOCIAL PROTECTION N.E.C.	94,600,000.00	-	-	0.0%	94,600,000.00

Table 13: Capital Expenditure by Function

Enugu State Government Budget Performance Report 2023 Q1 - Capital Expenditure by Functional Classification

Code	Function	2023 Original Budget	2023 Q1 Performance	2023 Performance Year to Date (Q1)	% Performance Year to Date against 2023 Original Budget	Balance (against Original Budget)
	Total Capital Expenditure	84,698,617,400.00	2,979,485,520.94	2,979,485,520.94	3.5%	81,719,131,879.06
701	GENERAL PUBLIC SERVICES	5,574,593,000.00	139,913,174.07	139,913,174.07	2.5%	5,434,679,825.93
7011	EXECUTIVE AND LEGISLATIVE ORGANS, FINANCIAL AND FISCAL AFFAIRS, EXTERNAL AFFAIRS	4,256,820,000.00	102,714,874.07	102,714,874.07	2.4%	4,154,105,125.93
70111	EXECUTIVE AND LEGISLATIVE ORGANS	2,717,250,000.00	100,714,874.07	100,714,874.07	3.7%	2,616,535,125.93
70112	FINANCIAL AND FISCAL AFFAIRS	1,539,570,000.00	2,000,000.00	2,000,000.00	0.1%	1,537,570,000.00
7013	GENERAL SERVICES	1,250,871,000.00	37,198,300.00	37,198,300.00	3.0%	1,213,672,700.00
70131	GENERAL PERSONNEL SERVICES	524,131,000.00	22,198,300.00	22,198,300.00	4.2%	501,932,700.00
70132	OVERALL PLANNING AND STATISTICAL SERVICES	540,080,000.00	-	-	0.0%	540,080,000.00
70133	OTHER GENERAL SERVICES	186,660,000.00	15,000,000.00	15,000,000.00	8.0%	171,660,000.00
7014	BASIC RESEARCH	15,500,000.00	-	-	0.0%	15,500,000.00
70141	BASIC RESEARCH	15,500,000.00	-	-	0.0%	15,500,000.00
7015	R&D GENERAL PUBLIC SERVICES	10,800,000.00	-	-	0.0%	10,800,000.00
70151	R&D GENERAL PUBLIC SERVICES	10,800,000.00	-	-	0.0%	10,800,000.00
7016	GENERAL PUBLIC SERVICES N.E.C.	40,602,000.00	-	-	0.0%	40,602,000.00
70161	GENERAL PUBLIC SERVICES N.E.C.	40,602,000.00	-	-	0.0%	40,602,000.00
703	PUBLIC ORDER AND SAFETY	5,338,177,000.00	89,176,999.68	89,176,999.68	1.7%	5,249,000,000.32
7031	POLICE SERVICES	720,000,000.00	-	-	0.0%	720,000,000.00
70311	POLICE SERVICES	720,000,000.00	-	-	0.0%	720,000,000.00
7032	FIRE PROTECTION SERVICES	142,500,000.00	11,000,000.00	11,000,000.00	7.7%	131,500,000.00
70321	FIRE PROTECTION SERVICES	142,500,000.00	11,000,000.00	11,000,000.00	7.7%	131,500,000.00
7033	LAW COURTS	3,265,527,000.00	35,445,749.68	35,445,749.68	1.1%	3,230,081,250.32
70331	LAW COURTS	3,265,527,000.00	35,445,749.68	35,445,749.68	1.1%	3,230,081,250.32
7035	R & D PUBLIC ORDER AND SAFETY	7,500,000.00	-	-	0.0%	7,500,000.00
70351	R&D PUBLIC ORDER AND SAFETY	7,500,000.00	-	-	0.0%	7,500,000.00
7036	PUBLIC ORDER AND SAFETY N.E.C.	1,202,650,000.00	42,731,250.00	42,731,250.00	3.6%	1,159,918,750.00
70361	PUBLIC ORDER AND SAFETY N.E.C.	1,202,650,000.00	42,731,250.00	42,731,250.00	3.6%	1,159,918,750.00
704	ECONOMIC AFFAIRS	38,359,292,800.00	2,298,048,164.94	2,298,048,164.94	6.0%	36,061,244,635.06
7041	GENERAL ECONOMIC, COMMERCIAL, AND LABOUR AFFAIRS	1,760,600,000.00	-	-	0.0%	1,760,600,000.00
70411	GENERAL ECONOMIC AND COMMERCIAL AFFAIRS	1,760,600,000.00	-	-	0.0%	1,760,600,000.00
7042	AGRICULTURE, FORESTRY, FISHING, AND HUNTING	2,132,289,800.00	-	-	0.0%	2,132,289,800.00
70421	AGRICULTURE	2,132,289,800.00	-	-	0.0%	2,132,289,800.00
7043	FUEL AND ENERGY	1,982,201,000.00	91,324,014.00	91,324,014.00	4.6%	1,890,876,986.00
70434	OTHER FUELS	100,000,000.00	-	-	0.0%	100,000,000.00
70435	ELECTRICITY	913,650,000.00	86,626,264.00	86,626,264.00	9.5%	827,023,736.00
70436	NON ELECTRIC ENERGY	968,551,000.00	4,697,750.00	4,697,750.00	0.5%	963,853,250.00
7044	MINING, MANUFACTURING, AND CONSTRUCTION	6,571,953,000.00	189,284,457.23	189,284,457.23	2.9%	6,382,668,542.77
70443	CONSTRUCTION	6,571,953,000.00	189,284,457.23	189,284,457.23	2.9%	6,382,668,542.77
7045	TRANSPORT	23,378,782,000.00	1,783,013,343.71	1,783,013,343.71	7.6%	21,595,768,656.29
70451	ROAD TRANSPORT	23,378,782,000.00	1,783,013,343.71	1,783,013,343.71	7.6%	21,595,768,656.29
7046	COMMUNICATION	236,967,000.00	-	-	0.0%	236,967,000.00
70461	COMMUNICATION	236,967,000.00	-	-	0.0%	236,967,000.00
7047	OTHER INDUSTRIES	1,608,500,000.00	234,426,350.00	234,426,350.00	14.6%	1,374,073,650.00
70473	TOURISM	8,500,000.00	-	-	0.0%	8,500,000.00
70474	MULTIPURPOSE DEVELOPMENT PROJECTS	1,600,000,000.00	234,426,350.00	234,426,350.00	14.7%	1,365,573,650.00

Code	Function	2023 Original Budget	2023 Q1 Performance	2023 Performance Year to Date (Q1)	% Performance Year to Date against 2023 Original Budget	Balance (against Original Budget)
7048	R & D ECONOMIC AFFAIRS	688,000,000.00	-	-	0.0%	688,000,000.00
70482	R & D AGRICULTURE, FORESTRY, FISHING AND HUNTING	488,000,000.00	-	-	0.0%	488,000,000.00
70484	R & D MINING, MANUFACTURING AND CONSTRUCTION	200,000,000.00	-	-	0.0%	200,000,000.00
705	ENVIRONMENTAL PROTECTION	3,651,497,600.00	112,996,104.94	112,996,104.94	3.1%	3,538,501,495.06
7051	WASTE MANAGEMENT	90,500,000.00	-	-	0.0%	90,500,000.00
70511	WASTE MANAGEMENT	90,500,000.00	-	-	0.0%	90,500,000.00
7052	WASTE WATER MANAGEMENT	10,000,000.00	-	-	0.0%	10,000,000.00
70521	WASTE WATER MANAGEMENT	10,000,000.00	-	-	0.0%	10,000,000.00
7054	PROTECTION OF BIODIVERSITY AND LANDSCAPE	522,000,000.00	68,156,948.44	68,156,948.44	13.1%	453,843,051.56
70541	PROTECTION OF BIODIVERSITY AND LANDSCAPE	522,000,000.00	68,156,948.44	68,156,948.44	13.1%	453,843,051.56
7055	R&D ENVIRONMENTAL PROTECTION	58,597,600.00	-	-	0.0%	58,597,600.00
70551	R & D ENVIRONMENTAL PROTECTION	58,597,600.00	-	-	0.0%	58,597,600.00
7056	ENVIRONMENTAL PROTECTION N.E.C.	2,970,400,000.00	44,839,156.50	44,839,156.50	1.5%	2,925,560,843.50
70561	ENVIRONMENTAL PROTECTION N.E.C.	2,970,400,000.00	44,839,156.50	44,839,156.50	1.5%	2,925,560,843.50
706	HOUSING AND COMMUNITY AMMENITIES	8,347,244,000.00	38,836,300.00	38,836,300.00	0.5%	8,308,407,700.00
7061	HOUSING DEVELOPMENT	478,594,000.00	-	-	0.0%	478,594,000.00
70611	HOUSING DEVELOPMENT	478,594,000.00	-	-	0.0%	478,594,000.00
7062	COMMUNITY DEVELOPMENT	1,828,500,000.00	-	-	0.0%	1,828,500,000.00
70621	COMMUNITY DEVELOPMENT	1,828,500,000.00	-	-	0.0%	1,828,500,000.00
7063	WATER SUPPLY	5,851,150,000.00	16,336,300.00	16,336,300.00	0.3%	5,834,813,700.00
70631	WATER SUPPLY	5,851,150,000.00	16,336,300.00	16,336,300.00	0.3%	5,834,813,700.00
7064	STREET LIGHTING	189,000,000.00	22,500,000.00	22,500,000.00	11.9%	166,500,000.00
70641	STREET LIGHTING	189,000,000.00	22,500,000.00	22,500,000.00	11.9%	166,500,000.00
707	HEALTH	4,307,430,000.00	38,308,781.54	38,308,781.54	0.9%	4,269,121,218.46
7071	MEDICAL PRODUCTS, APPLIANCES, AND EQUIPMENT	114,400,000.00	-	-	0.0%	114,400,000.00
70712	OTHER MEDICAL PRODUCTS	83,200,000.00	-	-	0.0%	83,200,000.00
70713	THERAPEUTIC APPLIANCES AND EQUIPMENT	31,200,000.00	-	-	0.0%	31,200,000.00
7072	OUTPATIENT SERVICES	308,800,000.00	-	-	0.0%	308,800,000.00
70721	GENERAL MEDICAL SERVICES	308,800,000.00	-	-	0.0%	308,800,000.00
7073	HOSPITAL SERVICES	107,780,000.00	-	-	0.0%	107,780,000.00
70731	GENERAL HOSPITAL SERVICES	100,000,000.00	-	-	0.0%	100,000,000.00
70733	MEDICAL AND MATERNITY CENTRE SERVICES	7,780,000.00	-	-	0.0%	7,780,000.00
7074	PUBLIC HEALTH SERVICES	3,442,500,000.00	38,308,781.54	38,308,781.54	1.1%	3,404,191,218.46
70741	PUBLIC HEALTH SERVICES	3,442,500,000.00	38,308,781.54	38,308,781.54	1.1%	3,404,191,218.46
7075	R & D HEALTH	333,950,000.00	-	-	0.0%	333,950,000.00
70751	R & D HEALTH	333,950,000.00	-	-	0.0%	333,950,000.00
708	RECREATION, CULTURE AND RELIGION	1,449,598,000.00	234,912,995.77	234,912,995.77	16.2%	1,214,685,004.23
7081	RECREATIONAL AND SPORTING SERVICES	552,449,000.00	47,022,993.75	47,022,993.75	8.5%	505,426,006.25
70811	RECREATIONAL AND SPORTING SERVICES	552,449,000.00	47,022,993.75	47,022,993.75	8.5%	505,426,006.25
7082	CULTURAL SERVICES	283,500,000.00	-	-	0.0%	283,500,000.00
70821	CULTURAL SERVICES	283,500,000.00	-	-	0.0%	283,500,000.00
7083	BROADCASTING AND PUBLISHING SERVICES	405,949,000.00	187,890,002.02	187,890,002.02	46.3%	218,058,997.98
70831	BROADCASTING AND PUBLISHING SERVICES	405,949,000.00	187,890,002.02	187,890,002.02	46.3%	218,058,997.98
7084	RELIGIOUS AND OTHER COMMUNITY SERVICES	176,200,000.00	-	-	0.0%	176,200,000.00
70841	RELIGIOUS AND OTHER COMMUNITY SERVICES	176,200,000.00	-	-	0.0%	176,200,000.00
7085	R & D RECREATION, CULTURE AND RELIGION	3,500,000.00	-	-	0.0%	3,500,000.00
70851	R & D RECREATION, CULTURE AND RELIGION	3,500,000.00	-	-	0.0%	3,500,000.00
7086	RECREATION, CULTURE AND RELIGION N.E.C.	28,000,000.00	-	-	0.0%	28,000,000.00
70861	RECREATION, CULTURE AND RELIGION N.E.C.	28,000,000.00	-	-	0.0%	28,000,000.00

Code	Function	2023 Original Budget	2023 Q1 Performance	2023 Performance Year to Date (Q1)	% Performance Year to Date against 2023 Original Budget	Balance (against Original Budget)
709	EDUCATION	17,218,265,000.00	27,293,000.00	27,293,000.00	0.2%	17,190,972,000.00
7091	PRE-PRIMARY AND PRIMARY EDUCATION	253,200,000.00	-	-	0.0%	253,200,000.00
70912	PRIMARY EDUCATION	253,200,000.00	-	-	0.0%	253,200,000.00
7092	SECONDARY EDUCATION	663,000,000.00	-	-	0.0%	663,000,000.00
70922	UPPER-SECONDARY EDUCATION	663,000,000.00	-	-	0.0%	663,000,000.00
7094	TERTIARY EDUCATION	11,274,680,000.00	27,293,000.00	27,293,000.00	0.2%	11,247,387,000.00
70941	FIRST STAGE OF TERTIARY EDUCATION	550,365,000.00	7,293,000.00	7,293,000.00	1.3%	543,072,000.00
70942	SECOND STAGE OF TERTIARY EDUCATION	10,724,315,000.00	20,000,000.00	20,000,000.00	0.2%	10,704,315,000.00
7095	EDUCATION NOT DEFINABLE BY LEVEL	6,000,000.00	-	-	0.0%	6,000,000.00
70951	EDUCATION NOT DEFINABLE BY LEVEL	6,000,000.00	-	-	0.0%	6,000,000.00
7096	SUBSIDIARY SERVICES TO EDUCATION	633,685,000.00	-	-	0.0%	633,685,000.00
70961	SUBSIDIARY SERVICES TO EDUCATION	633,685,000.00	-	-	0.0%	633,685,000.00
7097	R & D EDUCATION	105,000,000.00	-	-	0.0%	105,000,000.00
70971	R & D EDUCATION	105,000,000.00	-	-	0.0%	105,000,000.00
7098	EDUCATION N.E.C.	4,282,700,000.00	-	-	0.0%	4,282,700,000.00
70981	EDUCATION N.E.C	4,282,700,000.00	-	-	0.0%	4,282,700,000.00
710	SOCIAL PROTECTION	452,520,000.00	-	-	0.0%	452,520,000.00
7104	FAMILY AND CHILDREN	50,500,000.00	-	-	0.0%	50,500,000.00
71041	FAMILY AND CHILDREN	50,500,000.00	-	-	0.0%	50,500,000.00
7105	UNEMPLOYMENT	228,220,000.00	-	-	0.0%	228,220,000.00
71051	UNEMPLOYMENT	228,220,000.00	-	-	0.0%	228,220,000.00
7109	SOCIAL PROTECTION N.E.C.	173,800,000.00	-	-	0.0%	173,800,000.00
71091	SOCIAL PROTECTION N.E.C.	173,800,000.00	-	-	0.0%	173,800,000.00

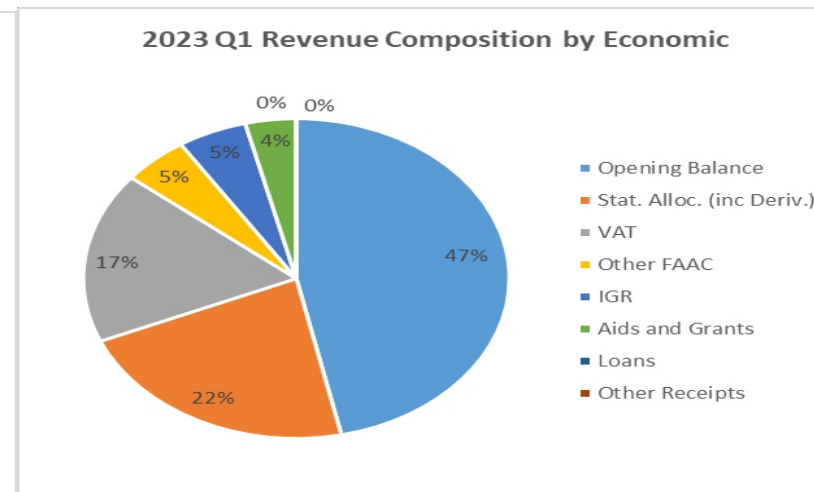
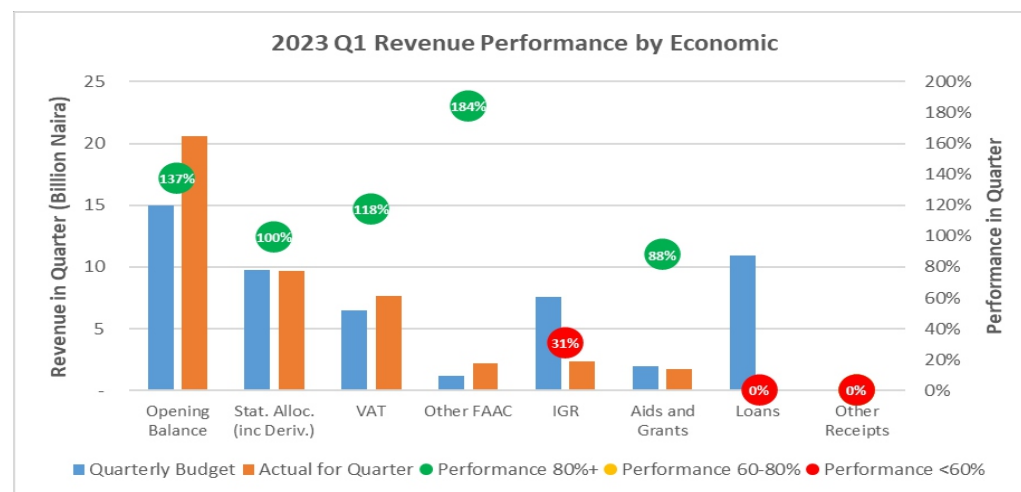
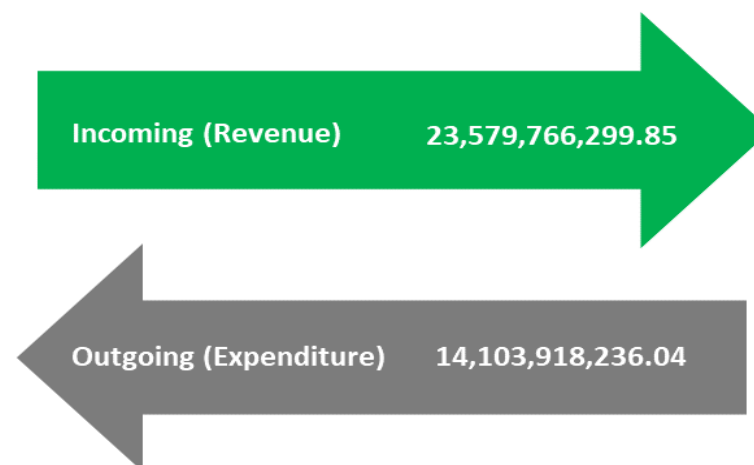
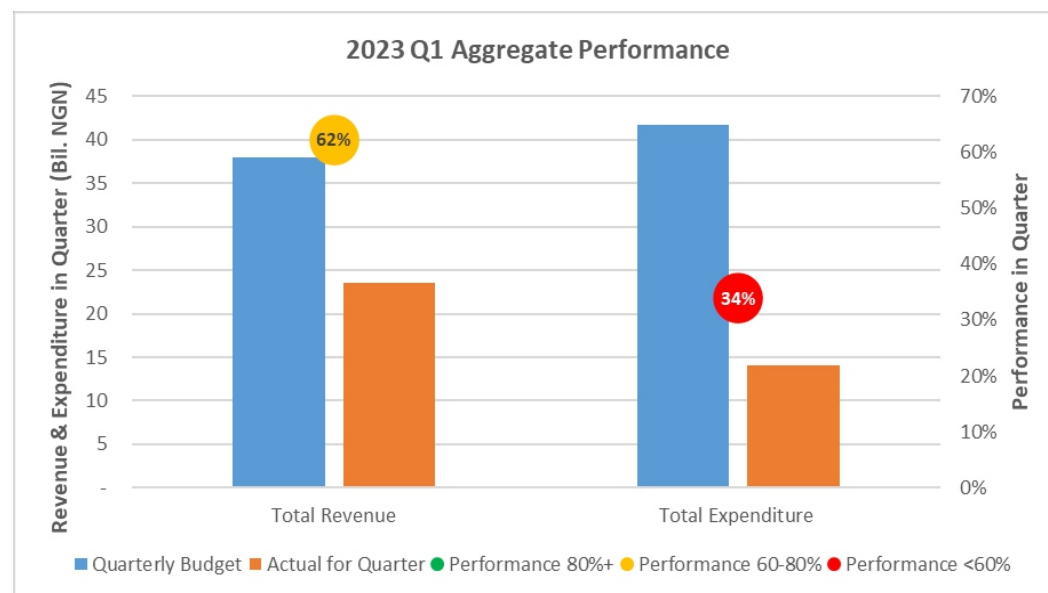
Table 14: Other Expenditure by Function

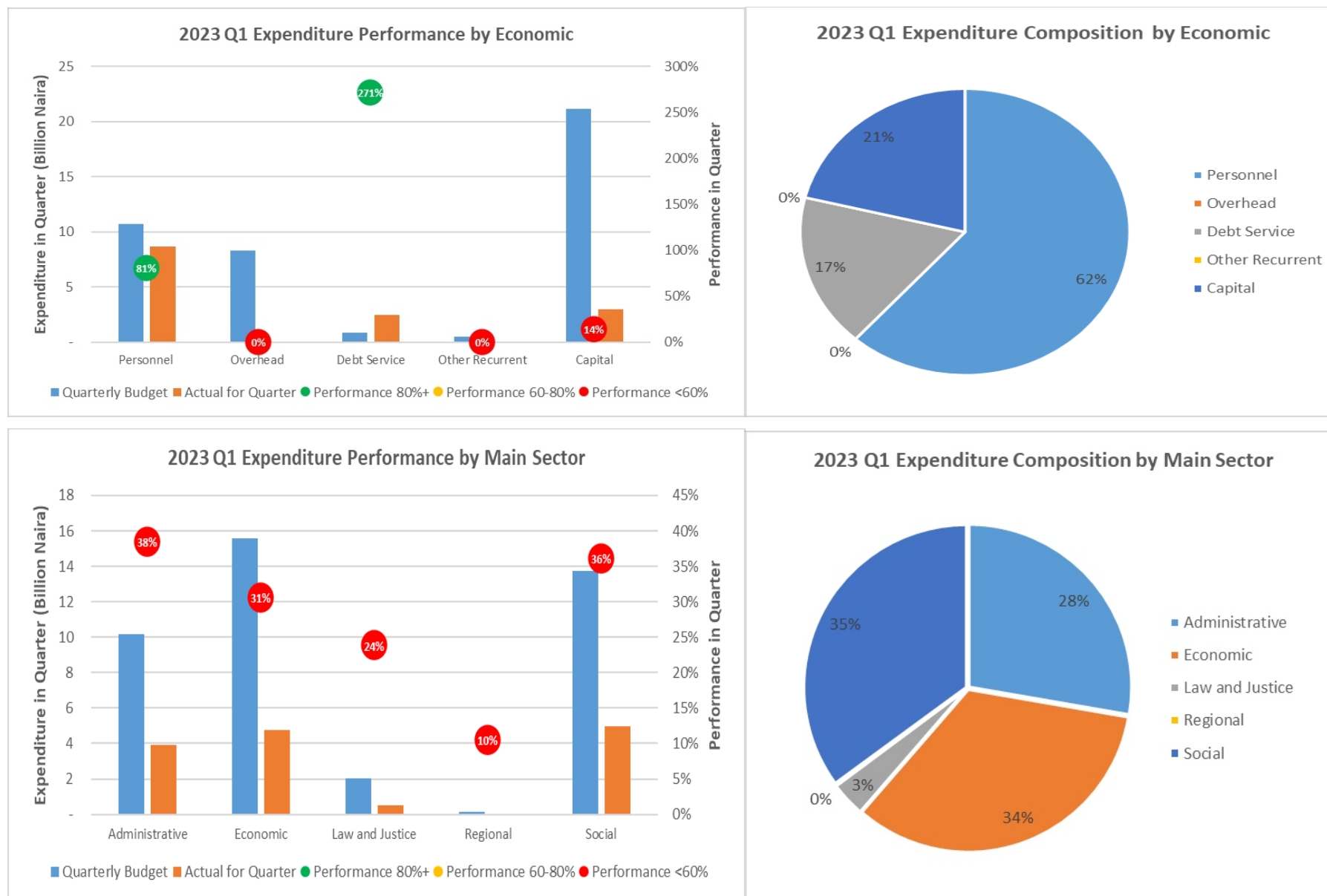
Enugu State Government Budget Performance Report 2023 Q1 - Other Expenditure by Functional Classification

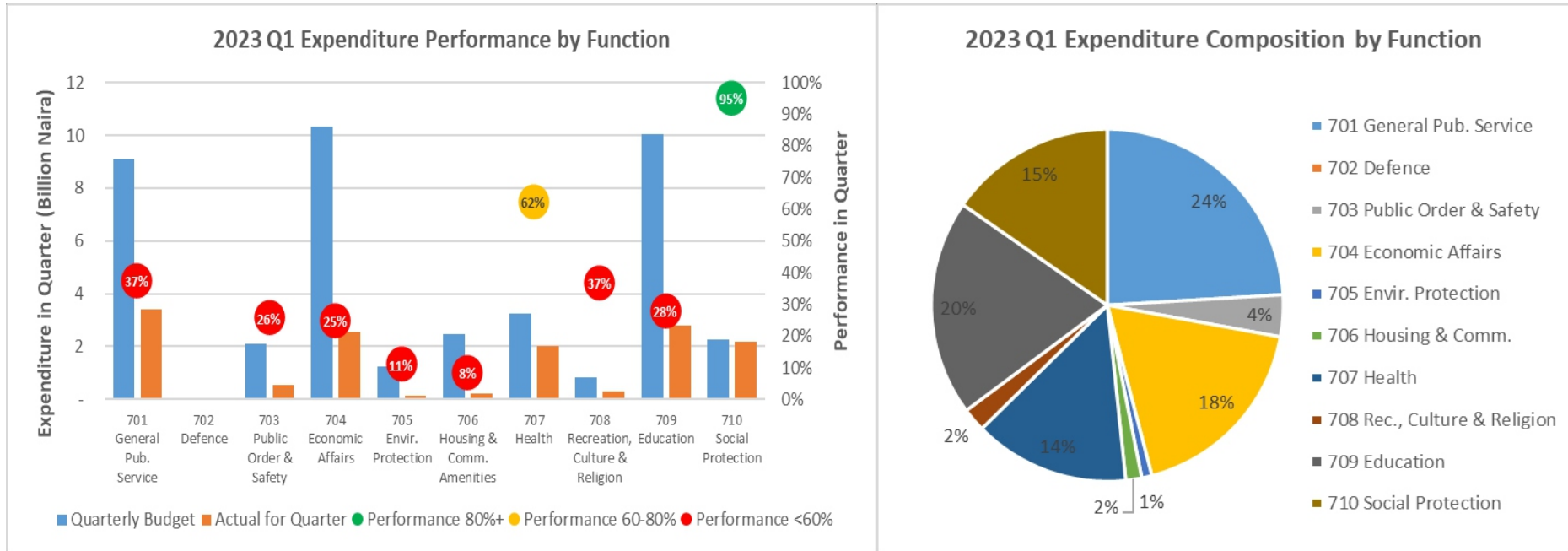
Code	Function	2023 Original Budget	2023 Q1 Performance	2023 Performance Year to Date (Q1)	% Performance Year to Date against 2023 Original Budget	Balance (against Original Budget)
	Total Other Expenditure	5,598,400,000.00	2,441,224,395.84	2,441,224,395.84	43.6%	3,157,175,604.16
701	GENERAL PUBLIC SERVICES	5,270,000,000.00	2,441,224,395.84	2,441,224,395.84	46.3%	2,828,775,604.16
7011	EXECUTIVE AND LEGISLATIVE ORGANS, FINANCIAL AND FISCAL AFFAIRS, EXTERNAL RELATIONS	1,610,000,000.00	-	-	0.0%	1,610,000,000.00
70112	FINANCIAL AND FISCAL AFFAIRS	1,610,000,000.00	-	-	0.0%	1,610,000,000.00
7017	PUBLIC DEBT TRANSACTIONS	3,600,000,000.00	2,441,224,395.84	2,441,224,395.84	67.8%	1,158,775,604.16
70171	PUBLIC DEBT TRANSACTIONS	3,600,000,000.00	2,441,224,395.84	2,441,224,395.84	67.8%	1,158,775,604.16
7018	TRANSFERS OF A GENERAL CHARACTER BETWEEN DIFFERENT LEVELS OF GOVERNMENT	60,000,000.00	-	-	0.0%	60,000,000.00
70181	TRANSFERS OF A GENERAL CHARACTER BETWEEN DIFFERENT LEVELS OF GOVERNMENT	60,000,000.00	-	-	0.0%	60,000,000.00
709	EDUCATION	328,400,000.00	-	-	0.0%	328,400,000.00
7094	TERTIARY EDUCATION	328,400,000.00	-	-	0.0%	328,400,000.00
70941	FIRST STAGE OF TERTIARY EDUCATION	41,600,000.00	-	-	0.0%	41,600,000.00
70942	SECOND STAGE OF TERTIARY EDUCATION	286,800,000.00	-	-	0.0%	286,800,000.00

2.G Budget Performance Metrics

Quarterly Budget Performance Metrics 2023 Q1







This is a publication of

Ministry of Budget and Planning

Block B State Secretariat Complex,

Enugu State, Nigeria

www.enugustate.gov.ng

www.mbp.en.gov.ng

